

FOUNTAIN INN HIGH SCHOOL ADDITION

**SUBMITTED FOR: SCHEMATIC DESIGN
JULY 18, 2023**

OWNER:
GREENVILLE COUNTY SCHOOLS
301 E CAMPERDOWN WAY
GREENVILLE, SC 29601

ARCHITECT:
CRAIG GAULDEN DAVIS, INC.
19 WASHINGTON PARK
GREENVILLE, SC 29601

CIVIL ENGINEER:
ADC ENGINEERING
25 WOODS LAKE ROAD
STE 210
GREENVILLE, SC 29607

STRUCTURAL ENGINEER:
ARROWOOD + ARROWOOD
412 PETTIGRU STREET
GREENVILLE, SC 29601

FIRE PROTECTION ENGINEER
STEPHENS ENGINEERING AND CONSULTING
130 HERITAGE LANE
EASLEY, SC 29642

MECH & PLUMBING ENGINEER:
CROW AND BULMAN
800 E MAIN STREET
SPARTANBURG, SC 29302

ELECTRICAL ENGINEER:
CAROLINA ENGINEERING SOLUTIONS
8 WEST MCBEE AVENUE
SUITE 203
GREENVILLE, SC 29601

DRAWING LIST

T100	TITLE SHEET
CIVIL	
C002	OVERALL SITE PLAN
C201	SITE PLAN BLOW UPS
C202	SITE PLAN BLOW UPS
ARCHITECTURAL	
A101	OVERALL LOWER LEVEL FLOOR PLAN
A102	OVERALL MAIN LEVEL FLOOR PLAN
A111	FLOOR PLAN - LOWER LEVEL - AREA A
A112	FLOOR PLAN - LOWER LEVEL - AREA B
A113	FLOOR PLAN - MAIN LEVEL - AREA A
A114	FLOOR PLAN - MAIN LEVEL - AREA B
A115	FLOOR PLAN - AREA C & SITE BUILDINGS
A301	EXTERIOR ELEVATIONS
A302	EXTERIOR ELEVATIONS
A401	BUILDING SECTIONS
A801	OVERALL LOWER LEVEL REFLECTED CEILING PLAN
A802	OVERALL MAIN LEVEL REFLECTED CEILING PLAN
STRUCTURAL	
S---	STRUCTURAL DESIGN NARRATIVE
FIRE PROTECTION	
FP---	FIRE SPRINKLER SYSTEM NARRATIVE
MECHANICAL	
M---	MECHANICAL DESIGN NARRATIVE
ELECTRICAL	
E---	ELECTRICAL DESIGN NARRATIVE

**CRAIG
GAULDEN
DAVIS**

•Architecture

19 Washington Park
Greenville, SC 29601
Phone 864.242.0761
Fax 864.501.9945
E-mail cgd@cgdarch.com

COPYRIGHT © 2023 CRAIG GAULDEN & DAVIS, INC.
ALL RIGHTS RESERVED

THIS COPYRIGHTED DOCUMENT AND ALL INFORMATION CONTAINED HEREIN IS AN INSTRUMENT OF SERVICE AND SHALL NOT BE REPRODUCED, ALTERED, OR REUSED IN PART OR IN WHOLE WITHOUT PRIOR WRITTEN PERMISSION FROM THE ARCHITECT. THIS DRAWING IS THE EXCLUSIVE PROPERTY OF THE ARCHITECT AND MUST BE RETURNED UPON REQUEST.

CONSULTANT

**GREENVILLE
COUNTY
SCHOOLS**

301 E CAMPERDOWN WAY
GREENVILLE, SC 29601

**FOUNTAIN INN
HIGH SCHOOL
ADDITION**

600 QUILLEN AVENUE
FOUNTAIN INN, SC 29644

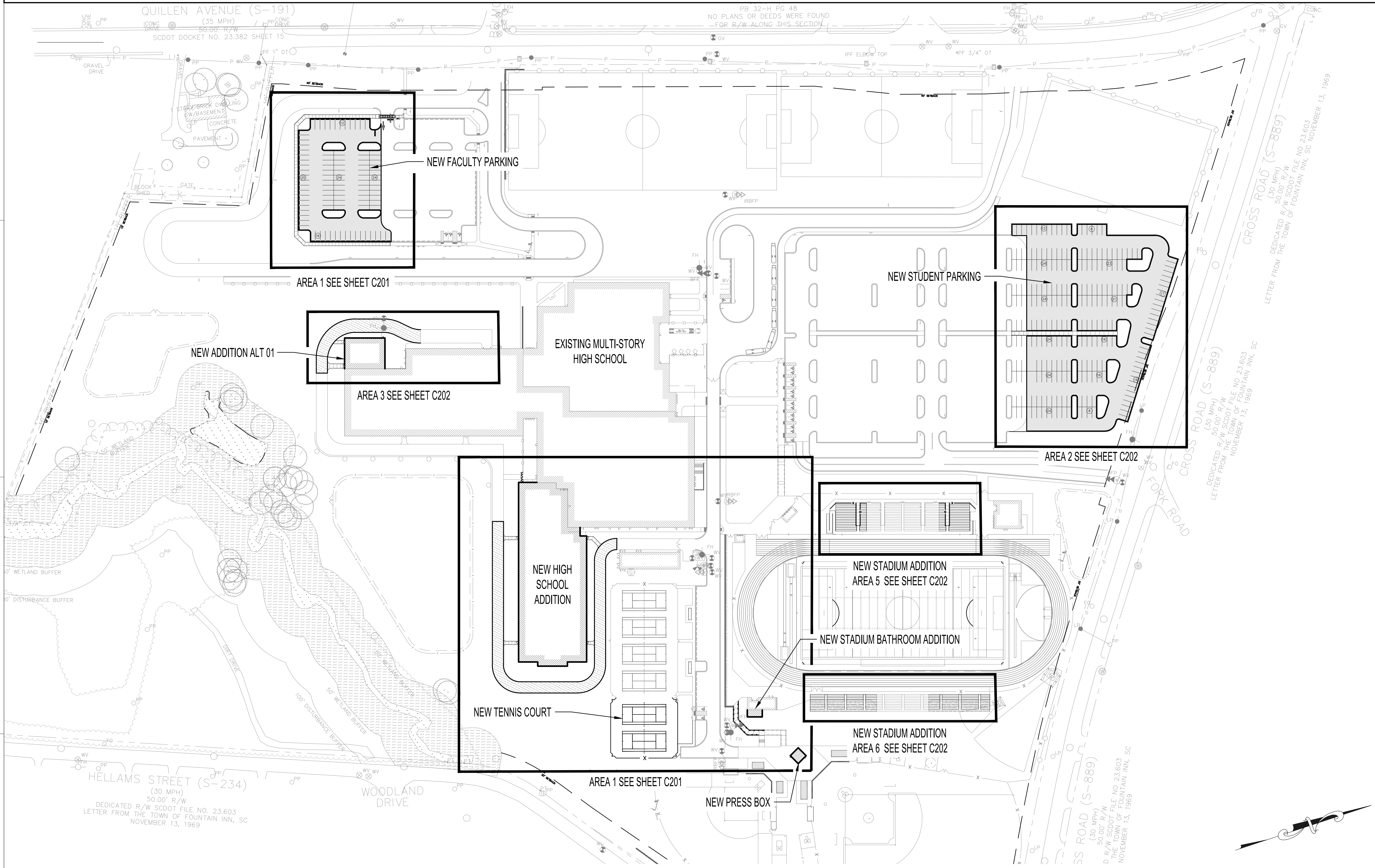
DATE	MARK	DESCRIPTION
FOR REVIEW NOT FOR CONSTRUCTION		

ISSUE:	SCHEMATIC DESIGN
DATE:	07/18/2023
PROJECT NO.:	22060
DRAWN BY:	SDC
CHECKED BY:	CAG

TITLE SHEET

T100

D
C
B
A



QUILLEN AVENUE (S-191)
(35 MPH)
50.00' R/W
SCDOT DOCKET NO. 23.382 SHEET 15

PB 32-H PG 48
NO PLANS OR DEEDS WERE FOUND
FOR R/W ALONG THIS SECTION

CROSS ROAD (S-889)
(30 MPH)
50.00' R/W
LETTER FROM THE TOWN OF FOUNTAIN INN, SC NOVEMBER 13, 1969

CROSS ROAD (S-889)
(30 MPH)
50.00' R/W
LETTER FROM THE TOWN OF FOUNTAIN INN, SC NOVEMBER 13, 1969

SS ROAD (S-889)
(30 MPH)
50.00' R/W
LETTER FROM THE TOWN OF FOUNTAIN INN, SC NOVEMBER 13, 1969

HELLAMS STREET (S-234)
(30 MPH)
50.00' R/W
DEDICATED R/W SCDOT FILE NO. 23.603
LETTER FROM THE TOWN OF FOUNTAIN INN, SC
NOVEMBER 13, 1969

WOODLAND DRIVE


1 2 3 4 5

CRAIG GAULDEN DAVIS

● Architecture
Planning
Interiors
2002 Clipper Park Rd Suite 201
Baltimore, MD 21211
Phone 410.237.7115

COPYRIGHT © 2021 CRAIG GAULDEN & DAVIS, INC.
ALL RIGHTS RESERVED

THIS COPYRIGHTED DOCUMENT AND ALL INFORMATION CONTAINED HEREIN IS AN INSTRUMENT OF SERVICE AND SHALL NOT BE REPRODUCED, ALTERED, OR REUSED IN PART OR IN WHOLE WITHOUT PRIOR WRITTEN PERMISSION FROM THE ARCHITECT. THIS DRAWING IS THE EXCLUSIVE PROPERTY OF THE ARCHITECT AND MUST BE RETURNED UPON REQUEST.



CONSULTANT
ADC
ENGINEERING
CHARLESTON\COLUMBIA\GREENVILLE
25 WOODS LAKE ROAD,
SUITE 210
GREEVILLE, SC 29607
ph: 864-751-9121
WWW.ADCENGINEERING.COM

GREENVILLE COUNTY SCHOOLS
FOUNTAIN INN HIGH SCHOOL ADDITION
600 QUILLEN AVENUE
FOUNTAIN INN, SC

DATE	MARK	DESCRIPTION

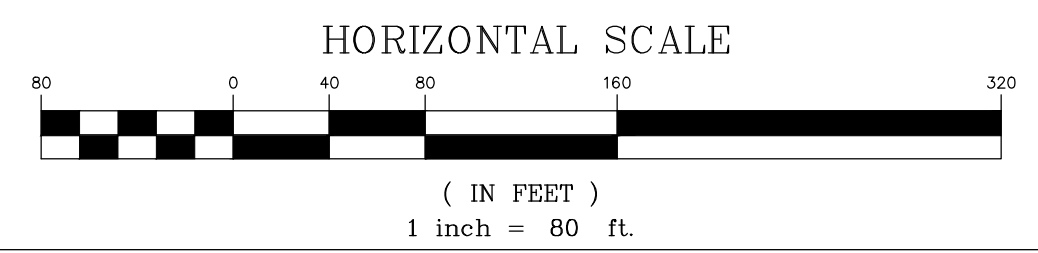


ISSUE: CONSTRUCTION DOCUMENTS
DATE: 07/20/2023
PROJECT NO: 23121
DRAWN BY: LKB
CHECKED BY: LKB

OVERALL SITE PLAN

C002

TBM#	NORTHING	EASTING	ELEVATION	DESCRIPTION
TBM 1	1046817.9822	1639438.4806	825.98'	IPF 3/4" CT
TBM 2	1047484.3800	1641413.7100	785.11'	USGS MONUMENT DESIGNATION CROSS



D
C
B
A

NEW BUILDING
LOWER
F.F.E. = 809.0

NEW HIGH
SCHOOL
ADDITION

NEW STADIUM BATHROOM ADDITION

TENNIS COURT ADDITION

NEW PRESS BOX BUILDING

AREA 1

1

2







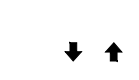
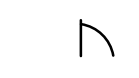




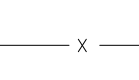


3

4

SITE NOTES:

- SEE SHEET C001 FOR CIVIL NOTES AND ABBREVIATIONS.

CIVIL LEGEND - SITE


-  STANDARD DUTY ASPHALT PAVEMENT - INSTALL IAW DETAIL -/C62_-
-  HEAVY DUTY ASPHALT PAVEMENT - INSTALL IAW DETAIL -/C62_-
-  CONCRETE SIDEWALK - INSTALL IAW DETAIL -/C62_-
-  ACCESSIBLE PARKING SPACE AND AISLE - INSTALL IAW DETAIL -/C62_-
-  CROSSWALK (THERMOPLASTIC) - INSTALL IAW DETAIL -/C621_-
-  24" STOP BAR (THERMOPLASTIC) - INSTALL IAW DETAIL -/C62_-
-  INTERIOR TRAFFIC ARROW - INSTALL IAW DETAIL -/C62_-
-  SINGLE GATE - INSTALL IAW LANDSCAPE PLANS.
-  DOUBLE GATE - INSTALL IAW LANDSCAPE PLANS.
-  HIGHWAY/DRIVEWAY TRAFFIC ARROW (THERMOPLASTIC) - INSTALL IAW DETAIL -/C62_-
-  NEW TRAFFIC SIGN - INSTALL PER PLAN AND IAW DETAILS -/C62_-
-  PARKING SPACES - STRIPE WITH 4" SINGLE WHITE SOLID LINE
-  CHAIN LINK FENCE - INSTALL IAW LANDSCAPE PLANS.
-  PROPERTY LINE
-  LIMITS OF CONSTRUCTION/LIMITS OF DISTURBANCE

CRAIG GAULDEN DAVIS

● Architecture
Planning
Interiors
2002 Clipper Park Rd Suite 201
Baltimore, MD 21211
Phone 410.237.7115

COPYRIGHT © 2021 CRAIG GAULDEN & DAVIS, INC. ALL RIGHTS RESERVED

THIS COPYRIGHTED DOCUMENT AND ALL INFORMATION CONTAINED HEREIN IS AN INSTRUMENT OF SERVICE AND SHALL NOT BE REPRODUCED, ALTERED, OR REUSED IN PART OR IN WHOLE WITHOUT PRIOR WRITTEN PERMISSION FROM THE ARCHITECT. THIS DRAWING IS THE EXCLUSIVE PROPERTY OF THE ARCHITECT AND MUST BE RETURNED UPON REQUEST.



CONSULTANT
ADC
ENGINEERING
CHARLESTON\COLUMBIA\GREENVILLE
25 WOODS LAKE ROAD,
SUITE 210
GREEVILLE, SC 29607
ph: 864-751-9121
WWW.ADCENGINEERING.COM

GREENVILLE COUNTY SCHOOLS

FOUNTAIN INN HIGH SCHOOL ADDITION

600 QUILLEN AVENUE
FOUNTAIN INN, SC

DATE	MARK	DESCRIPTION


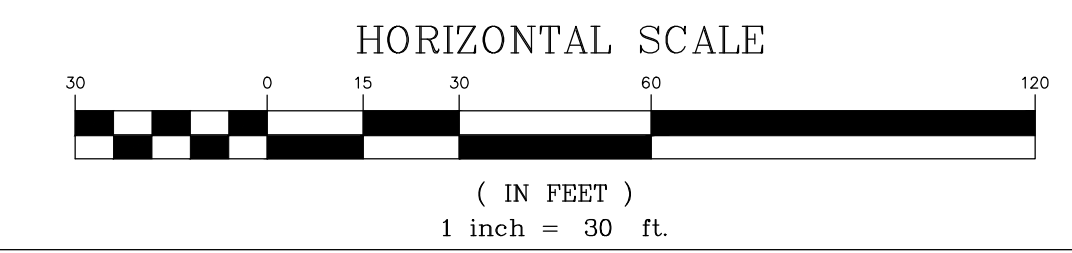


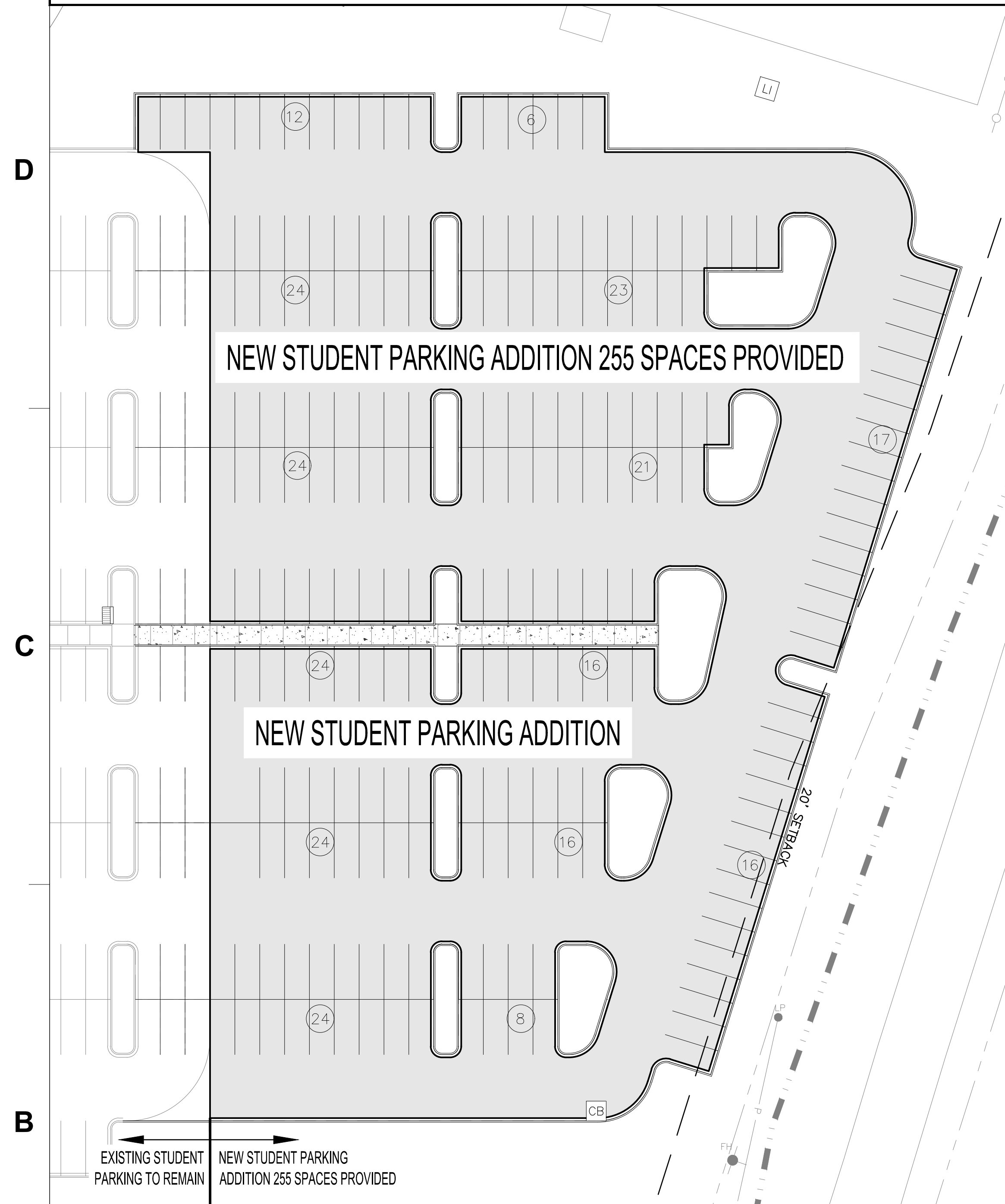
ISSUE: CONSTRUCTION DOCUMENTS
DATE: 07/20/2023
PROJECT NO: 23121
DRAWN BY: LKB
CHECKED BY: LKB

SITE PLAN BLOW UPS

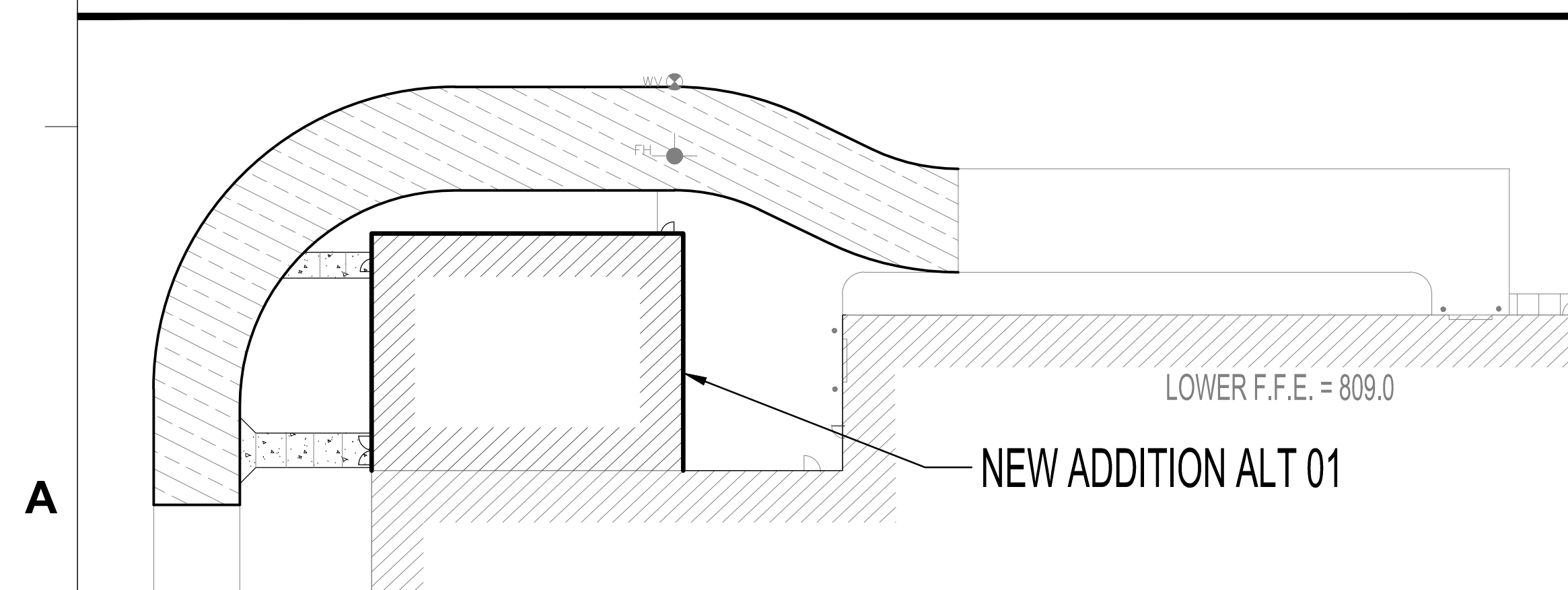
C201

TBM TABLE				
TBM#	NORTHING	EASTING	ELEVATION	DESCRIPTION
TBM 1	1046817.9822	1639438.4806	825.98'	IPF 3/4" CT
TBM 2	1047484.3800	1641413.7100	785.11'	USGS MONUMENT DESIGNATION CROSS

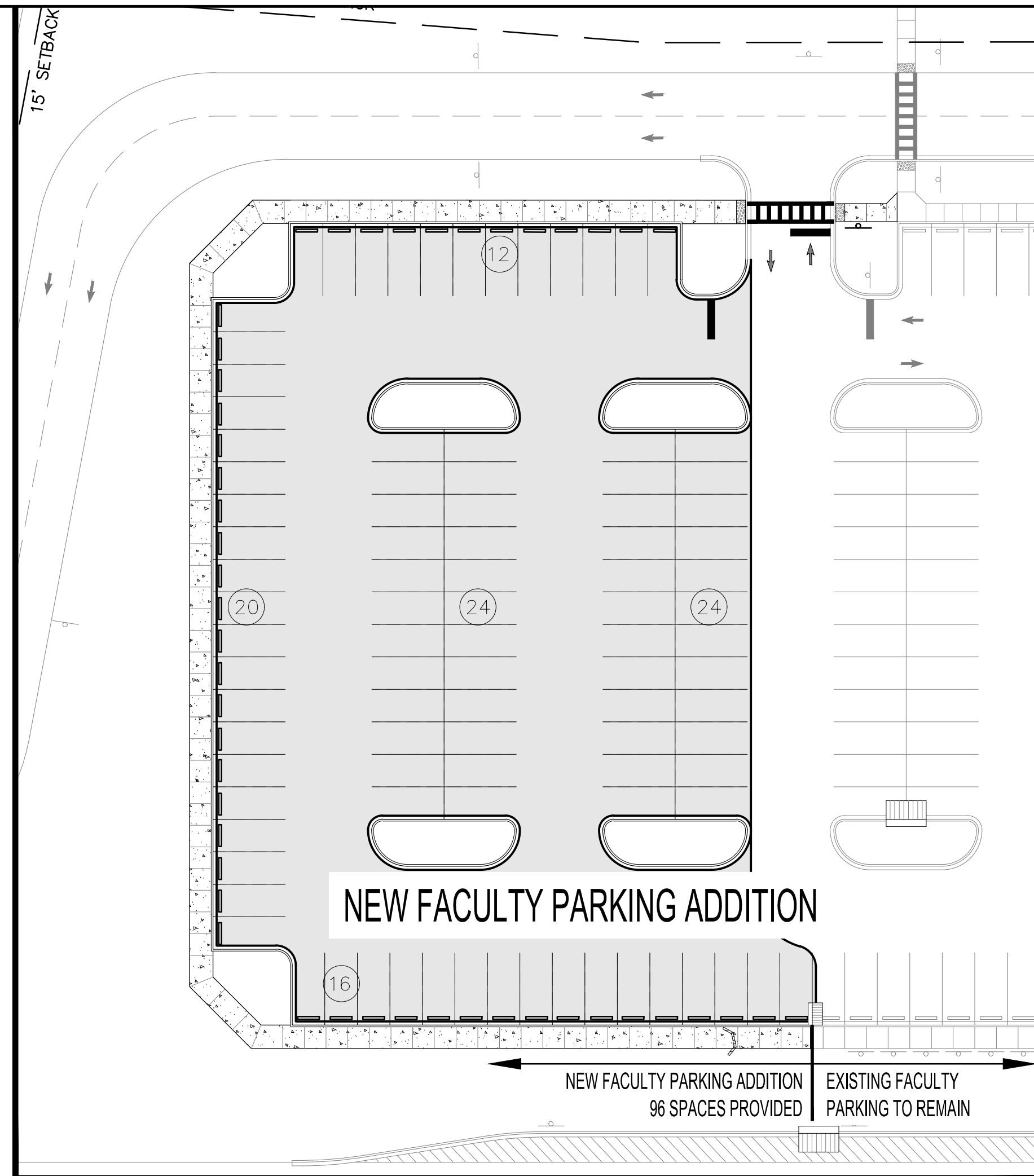





AREA 2



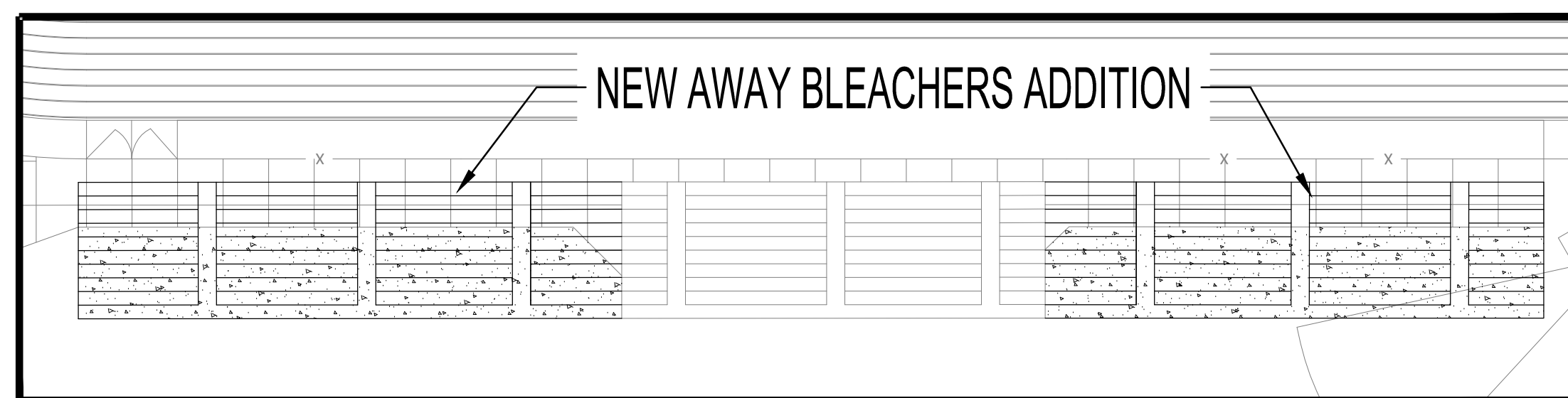
AREA 3



AREA 4



AREA 5



AREA 6

SITE NOTES:

1. SEE SHEET C001 FOR CIVIL NOTES AND ABBREVIATIONS.

CIVIL LEGEND - SITE

- STANDARD DUTY ASPHALT PAVEMENT - INSTALL IAW DETAIL -/C62_-
- HEAVY DUTY ASPHALT PAVEMENT - INSTALL IAW DETAIL -/C62_-
- CONCRETE SIDEWALK - INSTALL IAW DETAIL -/C62_-
- ACCESSIBLE PARKING SPACE AND AISLE - INSTALL IAW DETAIL -/C62_-
- CROSSWALK (THERMOPLASTIC) - INSTALL IAW DETAIL -/C621_-
- 24" STOP BAR (THERMOPLASTIC) - INSTALL IAW DETAIL -/C62_-
- INTERIOR TRAFFIC ARROW - INSTALL IAW DETAIL -/C62_-
- SINGLE GATE - INSTALL IAW LANDSCAPE PLANS.
- DOUBLE GATE - INSTALL IAW LANDSCAPE PLANS.
- HIGHWAY/DRIVEWAY TRAFFIC ARROW (THERMOPLASTIC) - INSTALL IAW DETAIL -/C62_-
- NEW TRAFFIC SIGN - INSTALL PER PLAN AND IAW DETAILS -/C62_-
- PARKING SPACES - STRIPE WITH 4" SINGLE WHITE SOLID LINE
- CHAIN LINK FENCE - INSTALL IAW LANDSCAPE PLANS.
- PROPERTY LINE
- LIMITS OF CONSTRUCTION/LIMITS OF DISTURBANCE


CRAIG GAULDEN DAVIS

Architecture
Planning
Interiors

2002 Clipper Park Rd Suite 201
Baltimore, MD 21211
Phone 410.237.7115

COPYRIGHT © 2021 CRAIG GAULDEN & DAVIS, INC. ALL RIGHTS RESERVED

THIS COPYRIGHTED DOCUMENT AND ALL INFORMATION CONTAINED HEREIN IS AN INSTRUMENT OF SERVICE AND SHALL NOT BE REPRODUCED, ALTERED, OR REUSED IN PART OR IN WHOLE WITHOUT PRIOR WRITTEN PERMISSION FROM THE ARCHITECT. THIS DRAWING IS THE EXCLUSIVE PROPERTY OF THE ARCHITECT AND MUST BE RETURNED UPON REQUEST.



CONSULTANT

ADC ENGINEERING
CHARLESTON\COLUMBIA\GREENVILLE
25 WOODS LAKE ROAD,
SUITE 210
GREEVILLE, SC 29607
ph: 864-751-9121
WWW.ADCENGINEERING.COM

GREENVILLE COUNTY SCHOOLS

FOUNTAIN INN HIGH SCHOOL ADDITION

600 QUILLEN AVENUE
FOUNTAIN INN, SC

DATE	MARK	DESCRIPTION



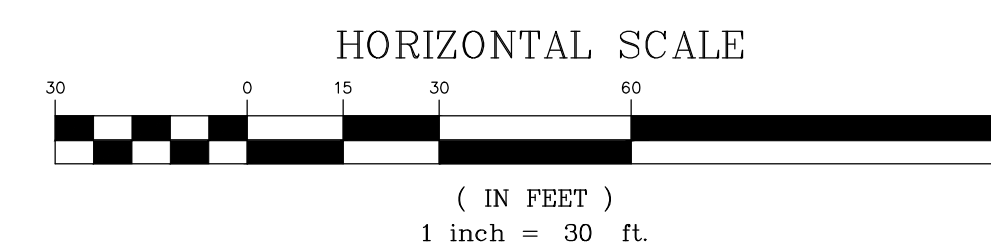
ISSUE: CONSTRUCTION DOCUMENTS
DATE: 07/20/2023
PROJECT NO: 23121
DRAWN BY: LKB
CHECKED BY: LKB

SITE PLAN BLOW UPS

C202

TBM TABLE

TBM#	NORTHING	EASTING	ELEVATION	DESCRIPTION
TBM 1	1046817.9822	1639438.4806	825.98'	IPF 3/4" CT
TBM 2	1047484.3800	1641413.7100	785.11'	USGS MONUMENT DESIGNATION CROSS



1

2

3

4

5

FLOOR PLAN LEGEND

	COLUMN GRID
	NORTH ARROW
Room name USE 150 SF OLF Type: LOAD	ROOM TAG
	SECTION / ELEVATION CALLOUT
Name Elevation	ELEVATION TARGET
	WINDOW TAG
	CENTER LINE
	NEW DOOR WITH DOOR TAG
	EXISTING DOOR
TYPE FEB FEC(X) FEC(S) FEC(F) FEB	FIRE EXTINGUISHER CABINET FEC(R) RECESSED FEC(S) SEMI RECESSED FEC(F) FLUSH MOUNTED FEB BRACKET MOUNTED
	FLOOR DRAIN
	ELECTRIC WATER COOLER

WALL LEGEND

	EXISTING WALL
	CONCRETE MASONRY
	METAL STUD WALL WITH GYPSUM WALL BOARD
	1 HOUR RATED
	3 HOUR RATED

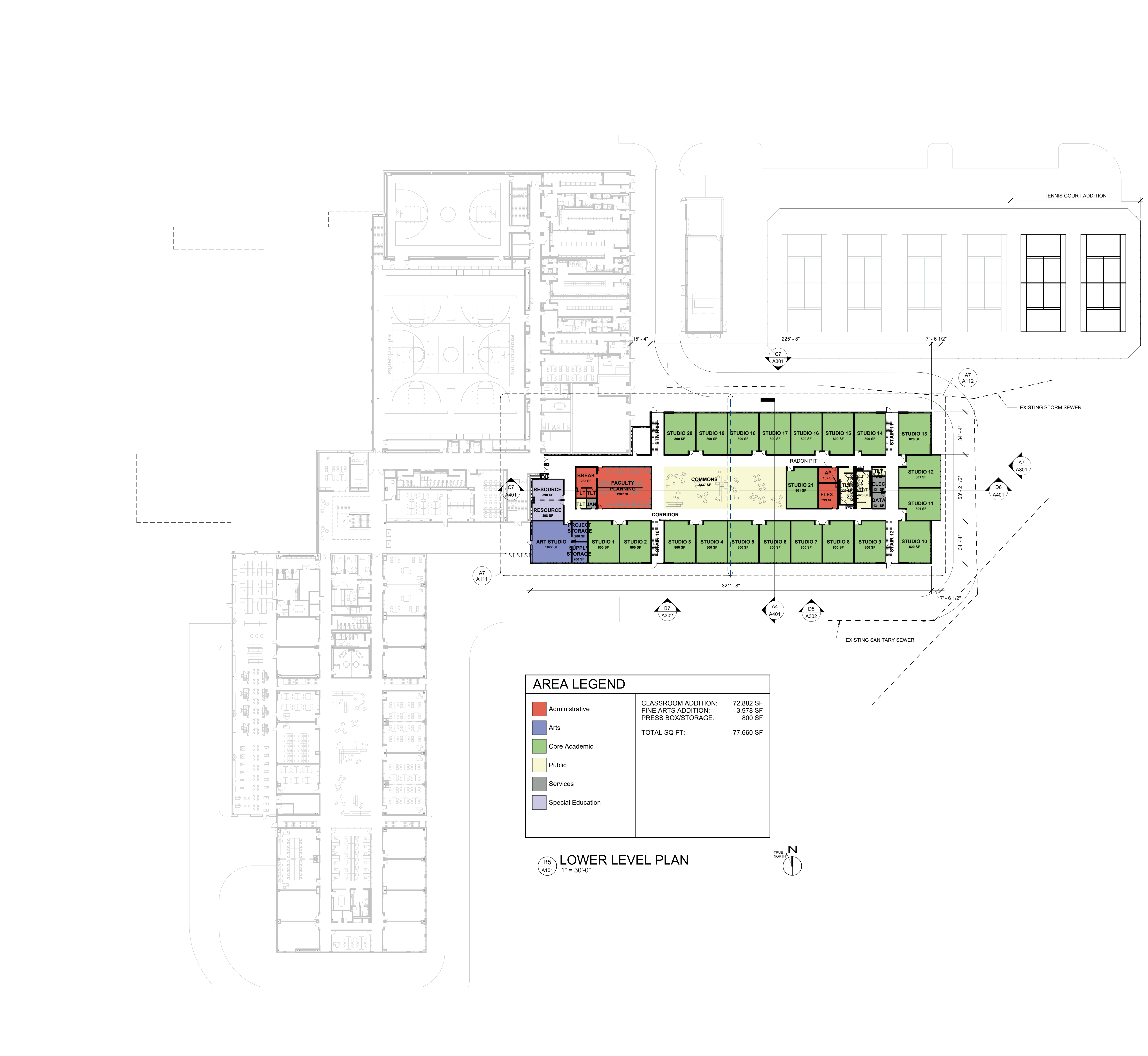
WALL LEGEND NOTES:

- INTERIOR WALLS SHALL BE TYPE _____ UNLESS NOTED OTHERWISE.
- PROVIDE J-MOLD WITH CAULK AND BACKER ROD JOINT WHERE GWB ABUTS DISSIMILAR MATERIALS SUCH AS CMU AND GWB.

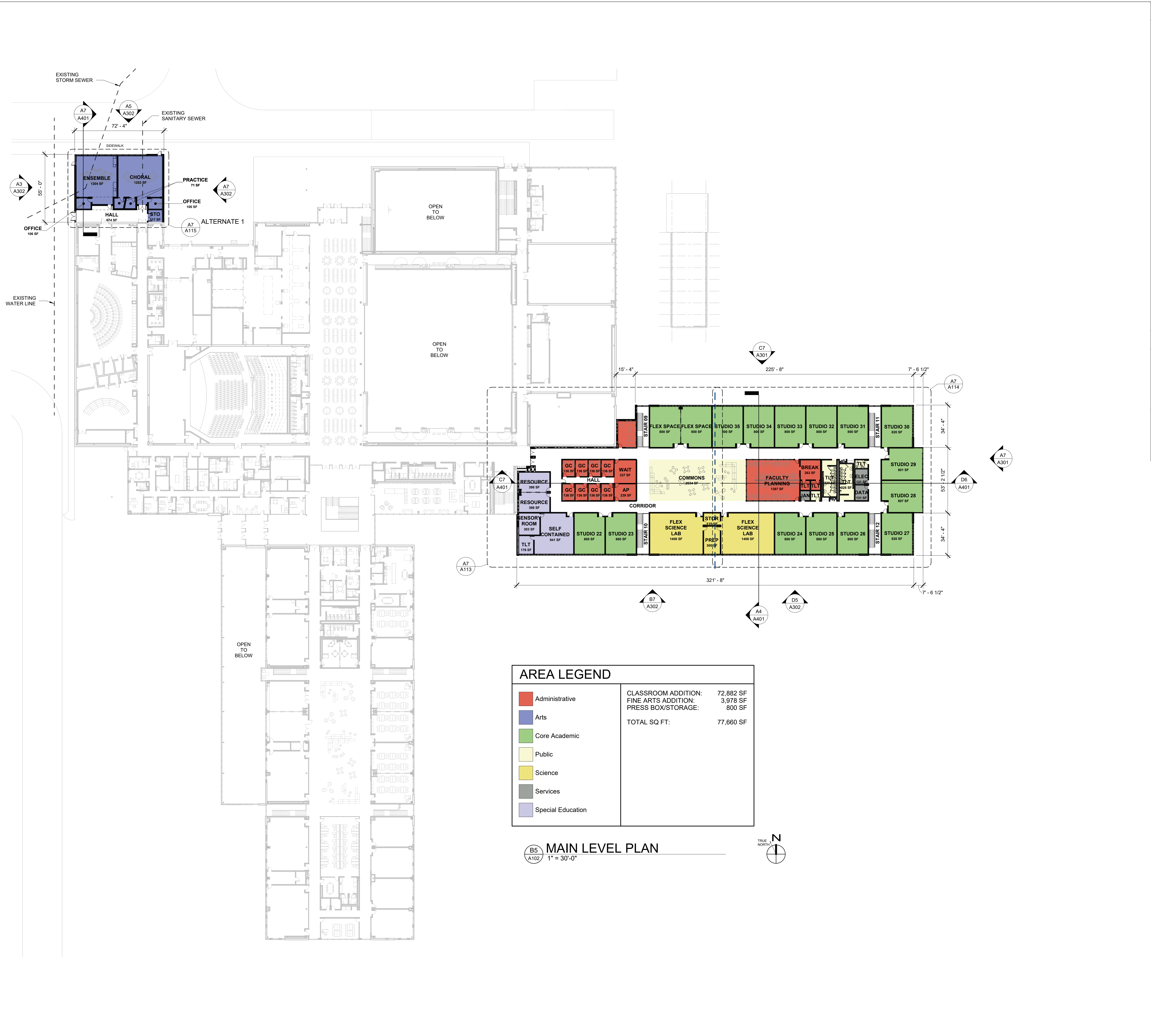
AREA LEGEND

	Administrative	CLASSROOM ADDITION: 72,882 SF
	Arts	FINE ARTS ADDITION: 3,978 SF
	Core Academic	PRESS BOX/STORAGE: 800 SF
	Public	
	Services	
	Special Education	
		TOTAL SQ FT: 77,660 SF

B5 LOWER LEVEL PLAN
A101 1" = 30'-0"



Autodesk Docs://Fountain Inn High School Addition/Fountain Inn HS Addition.rvt 7/18/2023 3:45:45 PM



AREA LEGEND	
■	Administrative
■	Arts
■	Core Academic
■	Public
■	Science
■	Services
■	Special Education
CLASSROOM ADDITION: 72,882 SF FINE ARTS ADDITION: 3,978 SF PRESS BOX/STORAGE: 800 SF TOTAL SQ FT: 77,660 SF	

B5 MAIN LEVEL PLAN
 1" = 30'-0"

FLOOR PLAN LEGEND

- COLUMN GRID
- NORTH ARROW
- Room name**
 ROOM TAG
- SECTION / ELEVATION CALLOUT
- Name Elevation**
 ELEVATION TARGET
- WINDOW TAG
- CENTER LINE
- NEW DOOR WITH DOOR TAG
- EXISTING DOOR
- TYPE**
 FIRE EXTINGUISHER CABINET
 REC(R) RECESSED
 REC(S) SEMI RECESSED
 REC(F) FLUSH MOUNTED
 REC(B) BRACKET MOUNTED
- FLOOR DRAIN
- ELECTRIC WATER COOLER

WALL LEGEND

- EXISTING WALL
- CONCRETE MASONRY
- METAL STUD WALL WITH GYPSUM WALL BOARD
- 1 HOUR RATED
- 3 HOUR RATED

- WALL LEGEND NOTES:**
- INTERIOR WALLS SHALL BE TYPE _____ UNLESS NOTED OTHERWISE.
 - PROVIDE J-MOLD WITH CAULK AND BACKER ROD JOINT WHERE GWB ABUTS DISSIMILAR MATERIALS SUCH AS CMU AND GWB.

CRAIG GAULDEN DAVIS
 Architecture

19 Washington Park
 Greenville, SC 29601
 Phone 864.242.0761
 Fax 864.501.9945
 Email cgd@gdarch.com

CONSULTANT

GREENVILLE COUNTY SCHOOLS

FOUNTAIN INN HIGH SCHOOL ADDITION

600 QUILLEN AVENUE
 FOUNTAIN INN, SC

DATE	MARK	DESCRIPTION
FOR REVIEW		
NOT FOR CONSTRUCTION		

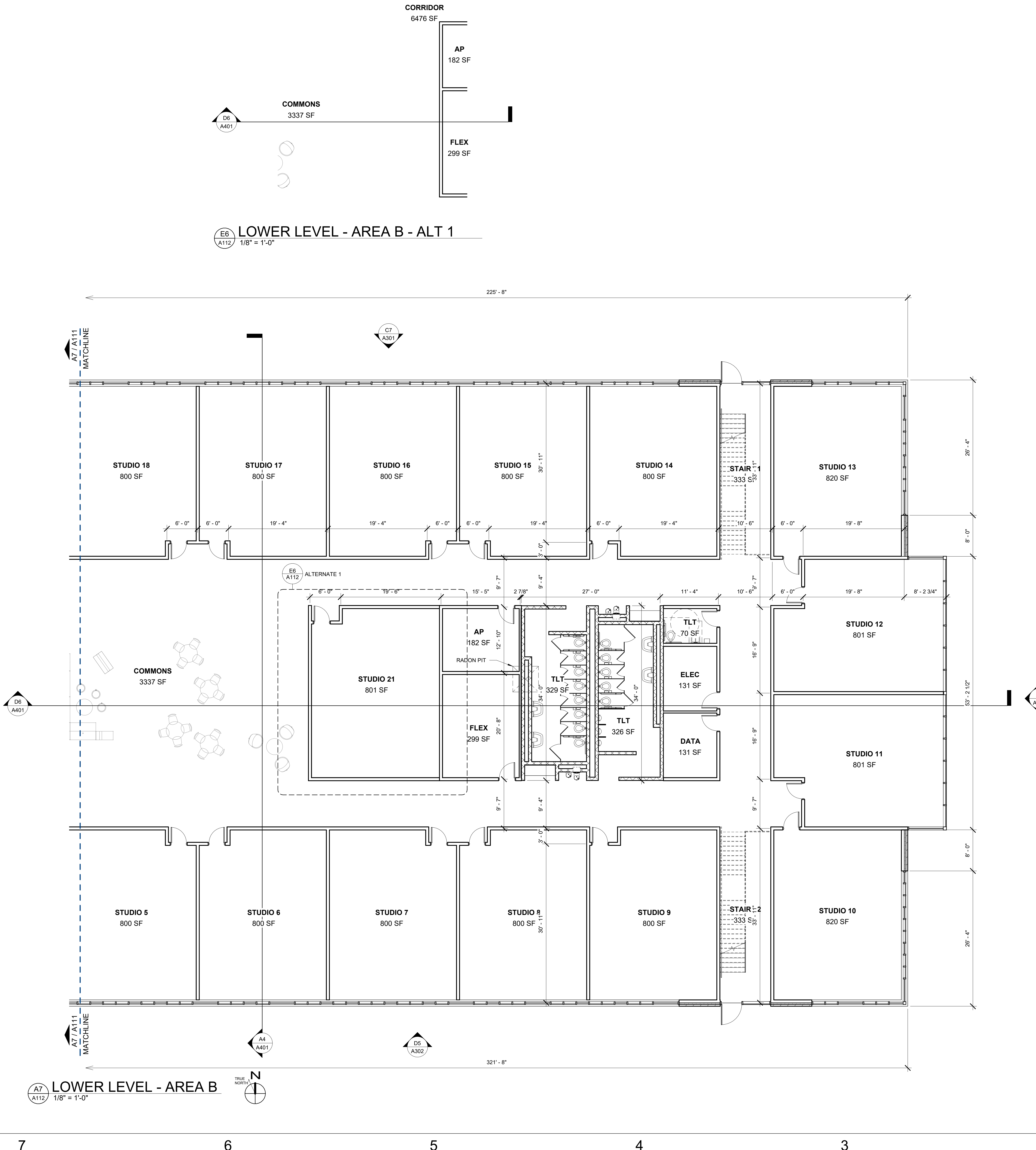
ISSUE:	SCHEMATIC DESIGN
DATE:	07/18/2023
PROJECT NO.:	22060
DRAWN BY:	SDC
CHECKED BY:	CAG

OVERALL MAIN LEVEL FLOOR PLAN

A102

Autodesk Docs://Fountain Inn High School Addition/Fountain Inn HS Addition.rvt
 7/18/2023 3:45:57 PM

Autodesk Docs://Fountain Inn High School Addition/Fountain Inn HS Addition.rvt
7/18/2023 3:46:10 PM



E6
A112 LOWER LEVEL - AREA B - ALT 1
1/8" = 1'-0"

A7
A112 LOWER LEVEL - AREA B
1/8" = 1'-0"

FLOOR PLAN LEGEND

	COLUMN GRID
	NORTH ARROW
	ROOM TAG
	SECTION / ELEVATION CALLOUT
	ELEVATION TARGET
	WINDOW TAG
	CENTER LINE
	NEW DOOR WITH DOOR TAG
	EXISTING DOOR
	FIRE EXTINGUISHER CABINET
	FLOOR DRAIN
	ELECTRIC WATER COOLER

WALL LEGEND

	EXISTING WALL
	CONCRETE MASONRY
	METAL STUD WALL WITH GYPSUM WALL BOARD
	1 HOUR RATED
	3 HOUR RATED

- WALL LEGEND NOTES:**
- INTERIOR WALLS SHALL BE TYPE _____ UNLESS NOTED OTHERWISE.
 - PROVIDE J-MOLD WITH CAULK AND BACKER ROD JOINT WHERE GWB ABUTS DISSIMILAR MATERIALS SUCH AS CMU AND GWB.

CRAIG GAULDEN DAVIS
Architecture

19 Washington Park
Greenville, SC 29601
Phone 864.242.0761
Fax 864.501.9945
Email cgd@cgdarch.com

CONSULTANT

GREENVILLE COUNTY SCHOOLS

FOUNTAIN INN HIGH SCHOOL ADDITION

600 QUILLEN AVENUE
FOUNTAIN INN, SC

DATE	MARK	DESCRIPTION
FOR REVIEW		
NOT FOR CONSTRUCTION		

ISSUE:	SCHEMATIC DESIGN
DATE:	07/18/2023
PROJECT NO:	22060
DRAWN BY:	SDC
CHECKED BY:	CAG

FLOOR PLAN - LOWER LEVEL - AREA B

A112

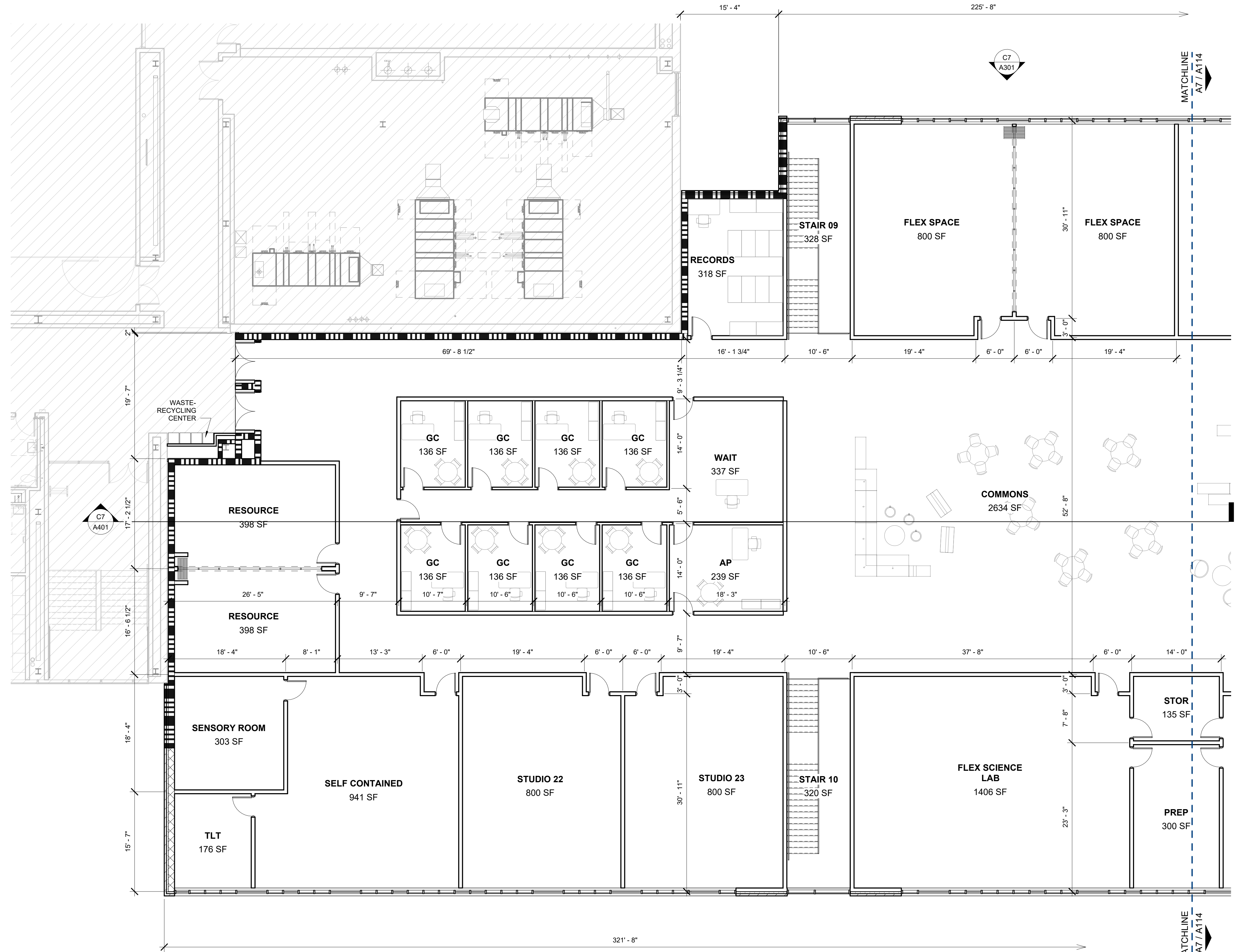
FLOOR PLAN LEGEND

	COLUMN GRID
	NORTH ARROW
	ROOM TAG
	SECTION / ELEVATION CALLOUT
	ELEVATION TARGET
	WINDOW TAG
	CENTER LINE
	NEW DOOR WITH DOOR TAG
	EXISTING DOOR
	FIRE EXTINGUISHER CABINET FEC(R) RECESSED FEC(S) SEMI RECESSED FEC(F) FLUSH MOUNTED FEB BRACKET MOUNTED
	FLOOR DRAIN
	ELECTRIC WATER COOLER

WALL LEGEND

	EXISTING WALL
	CONCRETE MASONRY
	METAL STUD WALL WITH GYPSUM WALL BOARD
	1 HOUR RATED
	3 HOUR RATED

WALL LEGEND NOTES:
1. INTERIOR WALLS SHALL BE TYPE _____ UNLESS NOTED OTHERWISE.
2. PROVIDE J-MOLD WITH CAULK AND BACKER ROD JOINT WHERE GWB ABUTS DISSIMILAR MATERIALS SUCH AS CMU AND GWB.



A7
A113
MAIN LEVEL - AREA A
1/8" = 1'-0"

Autodesk Docs://Fountain Inn High School Addition/Fountain Inn HS Addition.rvt
7/18/2023 3:40:16 PM

FLOOR PLAN LEGEND

	COLUMN GRID
	NORTH ARROW
Room name USE 150 SF OLF Type: LOAD	ROOM TAG
	SECTION / ELEVATION CALLOUT
Name Elevation	ELEVATION TARGET
	WINDOW TAG
	CENTER LINE
	NEW DOOR WITH DOOR TAG
	EXISTING DOOR
	FIRE EXTINGUISHER CABINET FEC(R) RECESSED FEC(S) SEMI RECESSED FEC(F) FLUSH MOUNTED FEB BRACKET MOUNTED
	FLOOR DRAIN
	ELECTRIC WATER COOLER

WALL LEGEND

	EXISTING WALL
	CONCRETE MASONRY
	METAL STUD WALL WITH GYPSUM WALL BOARD
	1 HOUR RATED
	3 HOUR RATED

WALL LEGEND NOTES:

- INTERIOR WALLS SHALL BE TYPE _____ UNLESS NOTED OTHERWISE.
- PROVIDE J-MOLD WITH CAULK AND BACKER ROD JOINT WHERE GWB ABUTS DISSIMILAR MATERIALS SUCH AS CMU AND GWB.

CRAIG GAULDEN DAVIS
Architecture

19 Washington Park
Greenville, SC 29601
Phone 864.242.0761
Fax 864.501.9945
Email cgd@cgaarch.com

COPYRIGHT © 2023 CRAIG GAULDEN & DAVIS, INC.
ALL RIGHTS RESERVED

THIS COPYRIGHTED DOCUMENT AND ALL INFORMATION CONTAINED HEREIN IS AN INSTRUMENT OF SERVICE AND SHALL NOT BE REPRODUCED, ALTERED, OR REUSED IN PART OR IN WHOLE WITHOUT PRIOR WRITTEN PERMISSION FROM THE ARCHITECT. THIS DRAWING IS THE EXCLUSIVE PROPERTY OF THE ARCHITECT AND MUST BE RETURNED UPON REQUEST.

CONSULTANT

GREENVILLE COUNTY SCHOOLS

FOUNTAIN INN HIGH SCHOOL ADDITION

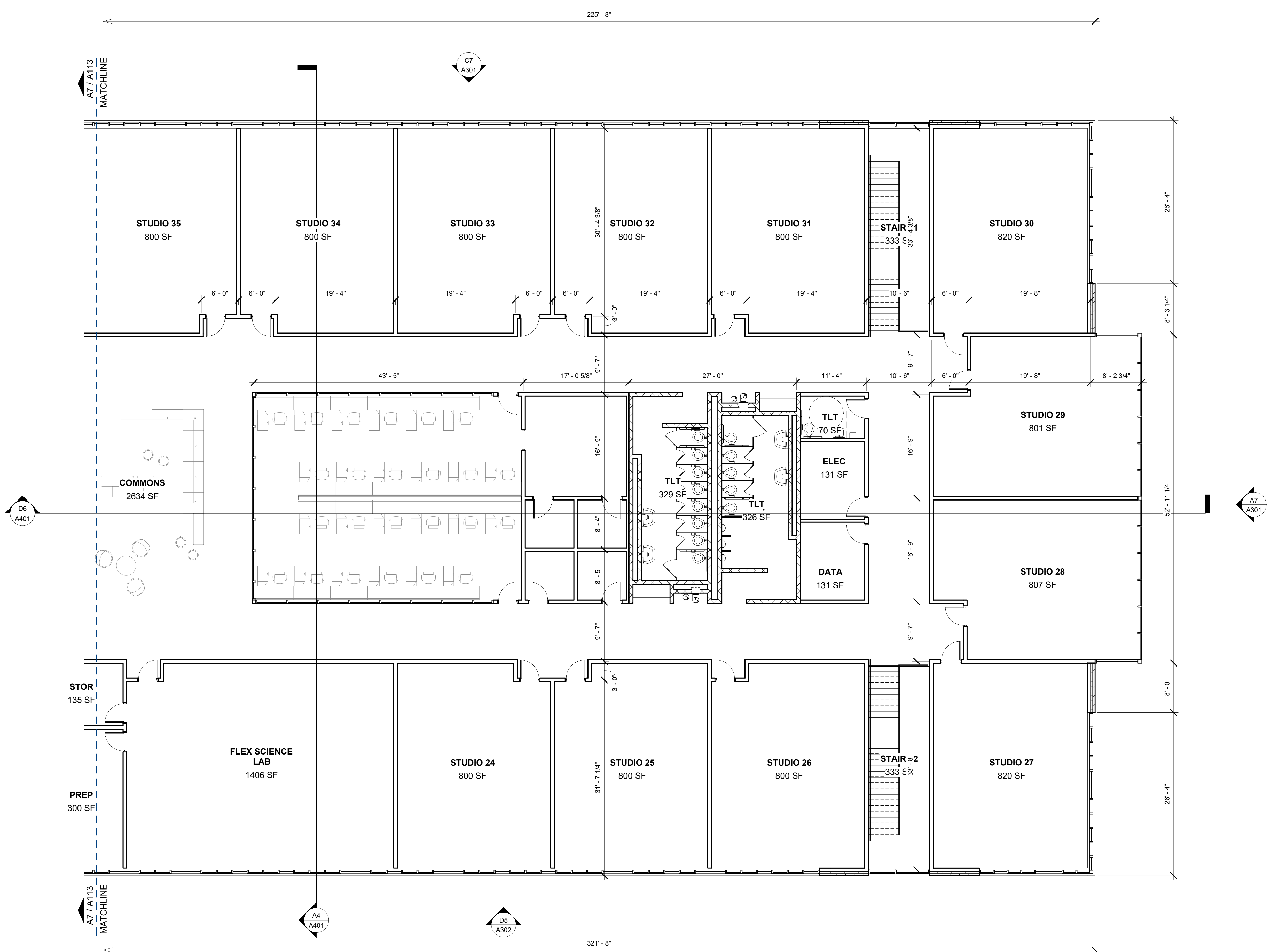
600 QUILLEN AVENUE
FOUNTAIN INN, SC

DATE	MARK	DESCRIPTION
FOR REVIEW NOT FOR CONSTRUCTION		

ISSUE:	SCHEMATIC DESIGN
DATE:	07/18/2023
PROJECT NO.:	22060
DRAWN BY:	SDC
CHECKED BY:	CAG

FLOOR PLAN - MAIN LEVEL - AREA B

A114



MAIN LEVEL - AREA B
1/8" = 1'-0"

7 6 5 4 3 2 1

Autodesk Docs://Fountain Inn High School Addition/Fountain Inn HS Addition.rvt
7/18/2023 3:46:20 PM

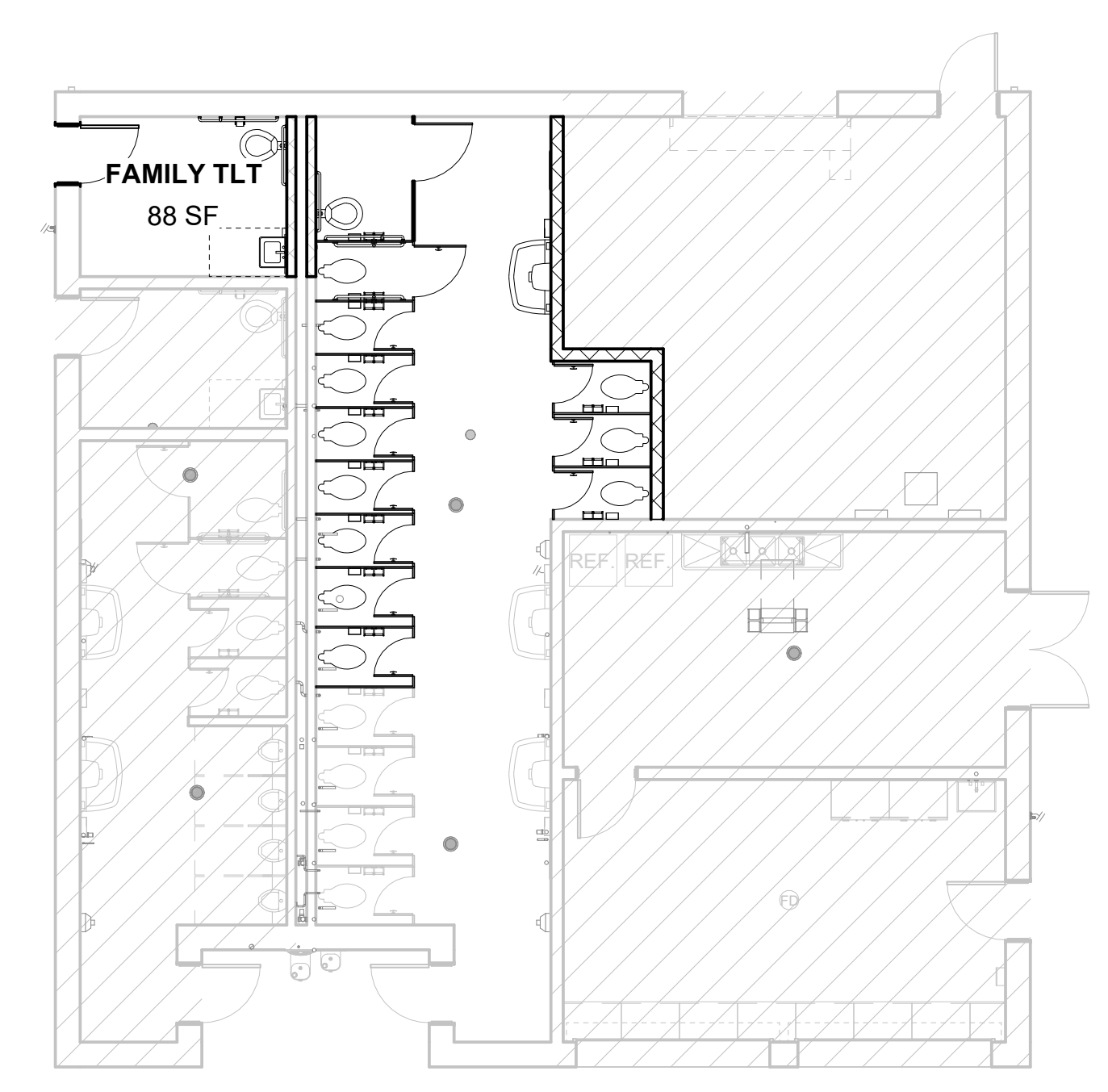
FLOOR PLAN LEGEND

	COLUMN GRID
	NORTH ARROW
Room name USE 150 SF OLF Type: LOAD	ROOM TAG
	SECTION / ELEVATION CALLOUT
Name Elevation	ELEVATION TARGET
	WINDOW TAG
	CENTER LINE
	NEW DOOR WITH DOOR TAG
	EXISTING DOOR
FIRE EXTINGUISHER CABINET FEC(R) RECESSED FEC(S) SEMI RECESSED FEC(F) FLUSH MOUNTED FEB BRACKET MOUNTED	FIRE EXTINGUISHER CABINET
	FLOOR DRAIN
	ELECTRIC WATER COOLER

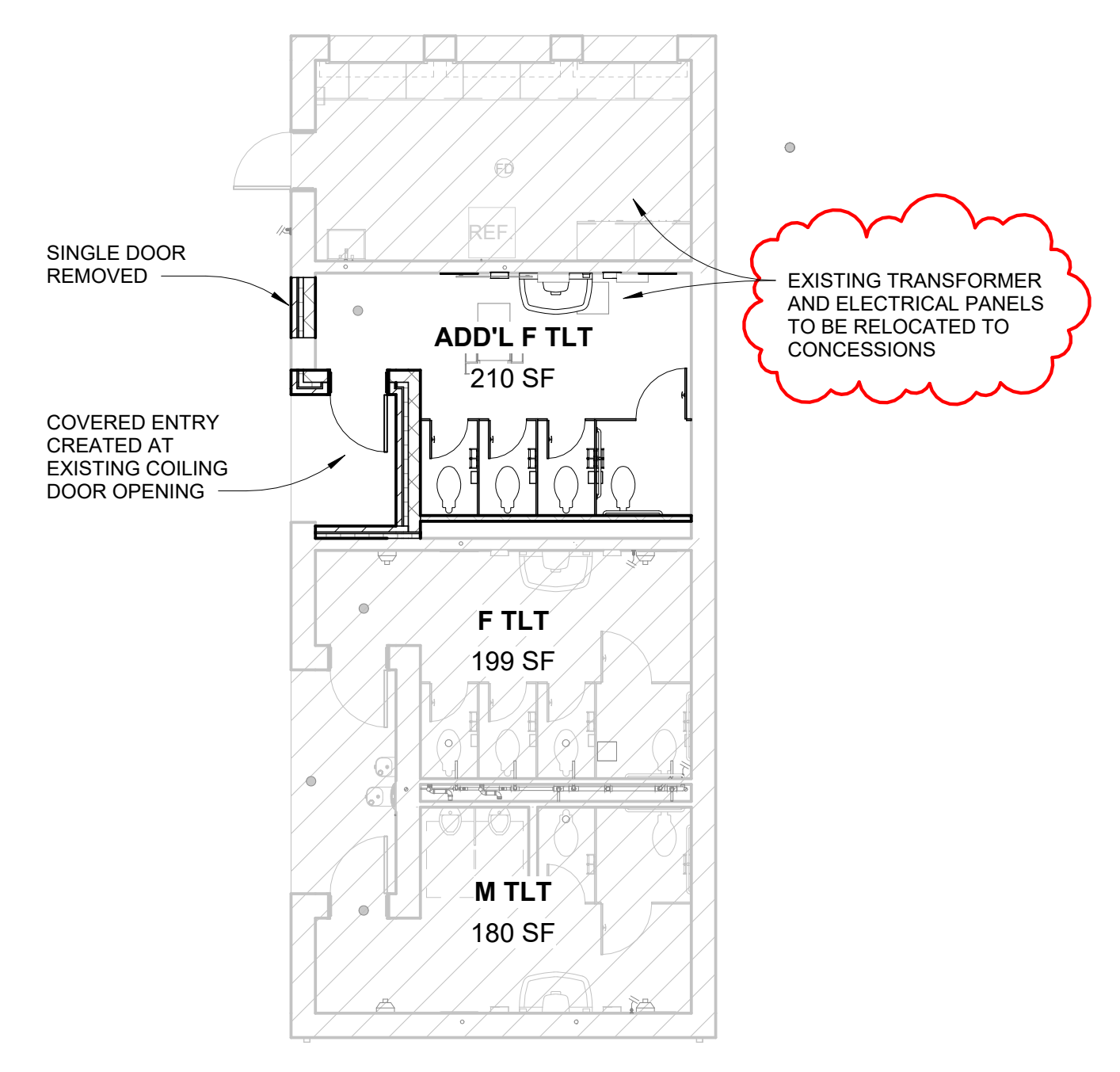
WALL LEGEND

	EXISTING WALL
	CONCRETE MASONRY
	METAL STUD WALL WITH GYPSUM WALL BOARD
	1 HOUR RATED
	3 HOUR RATED

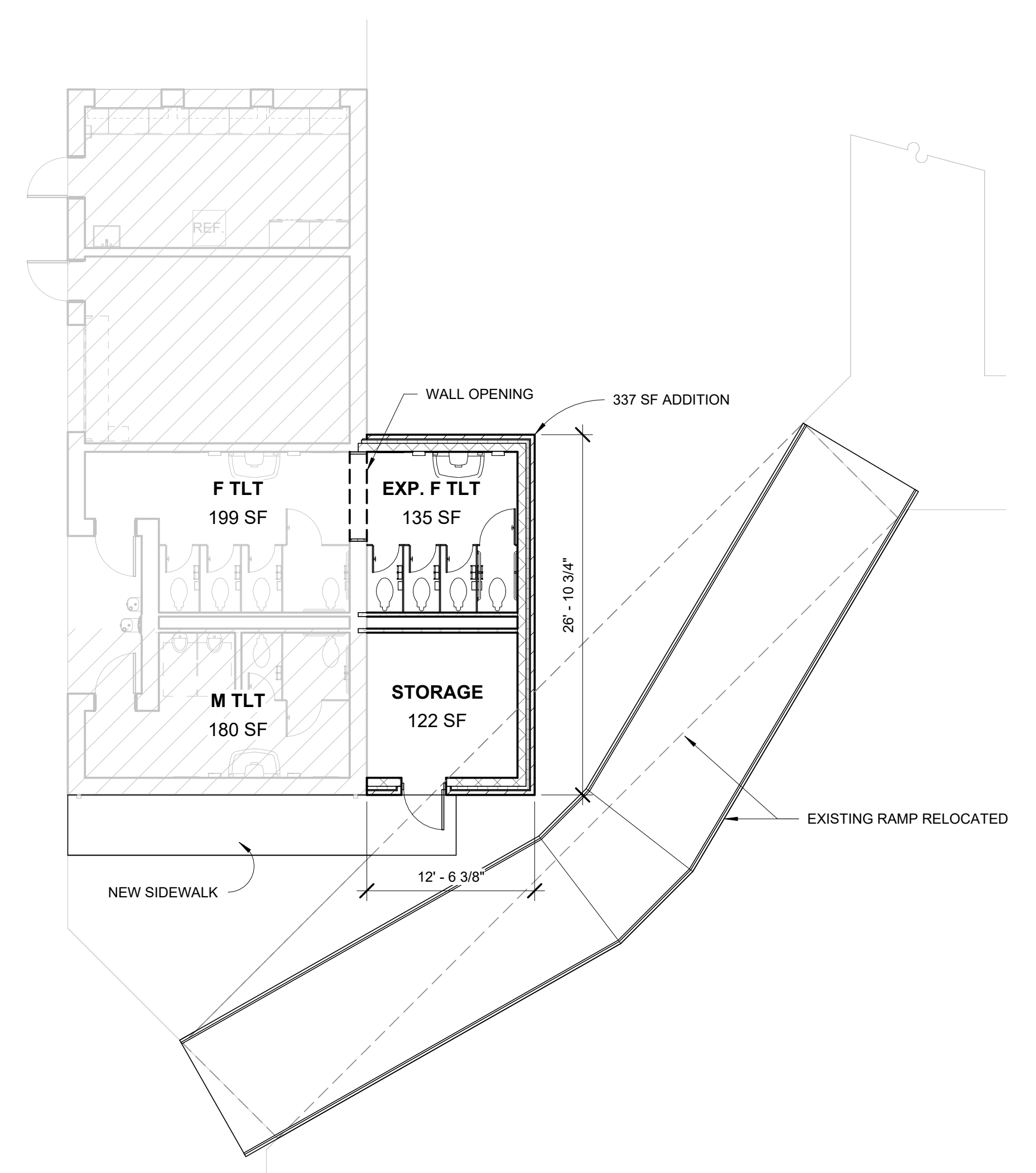
- WALL LEGEND NOTES:**
- INTERIOR WALLS SHALL BE TYPE _____ UNLESS NOTED OTHERWISE.
 - PROVIDE J-MOLD WITH CAULK AND BACKER ROD JOINT WHERE GWB ABUTS DISSIMILAR MATERIALS SUCH AS CMU AND GWB.



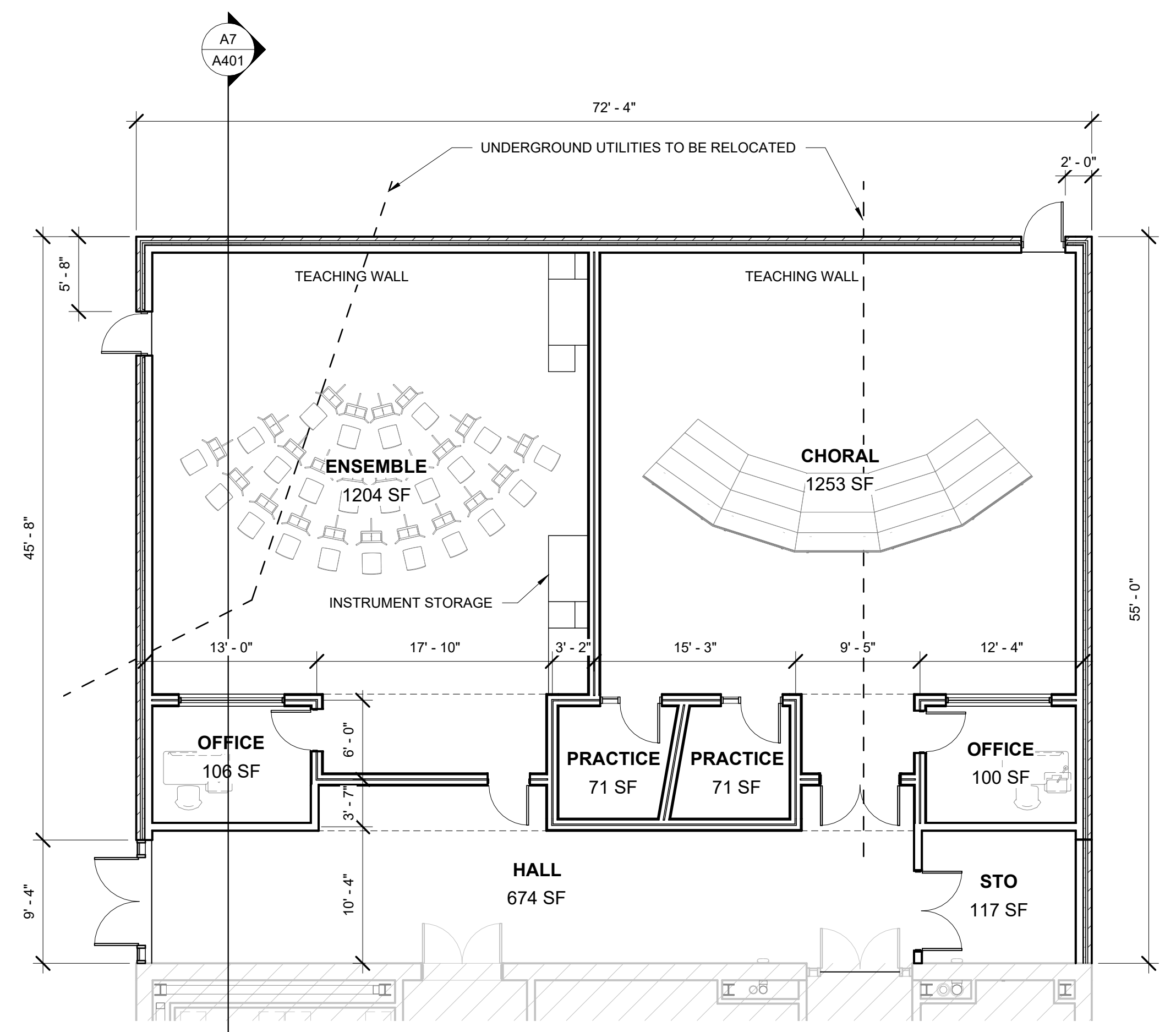
C7 HOME RESTROOM RENOVATION
A115 1/8" = 1'-0"



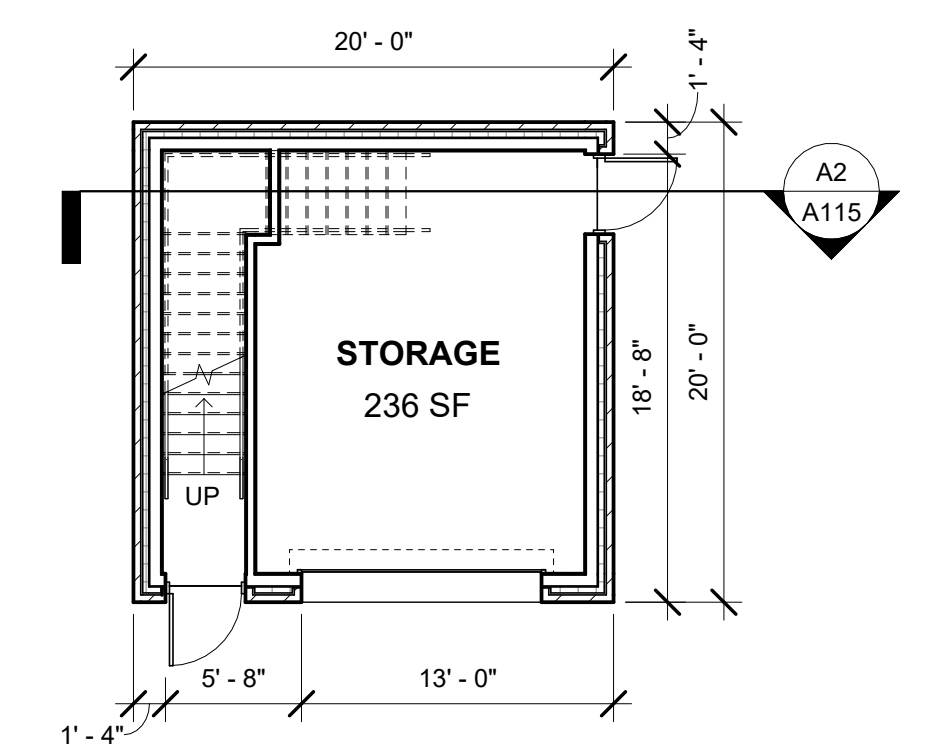
C5 VISITOR RESTROOM OPTION 1
A115 1/8" = 1'-0"



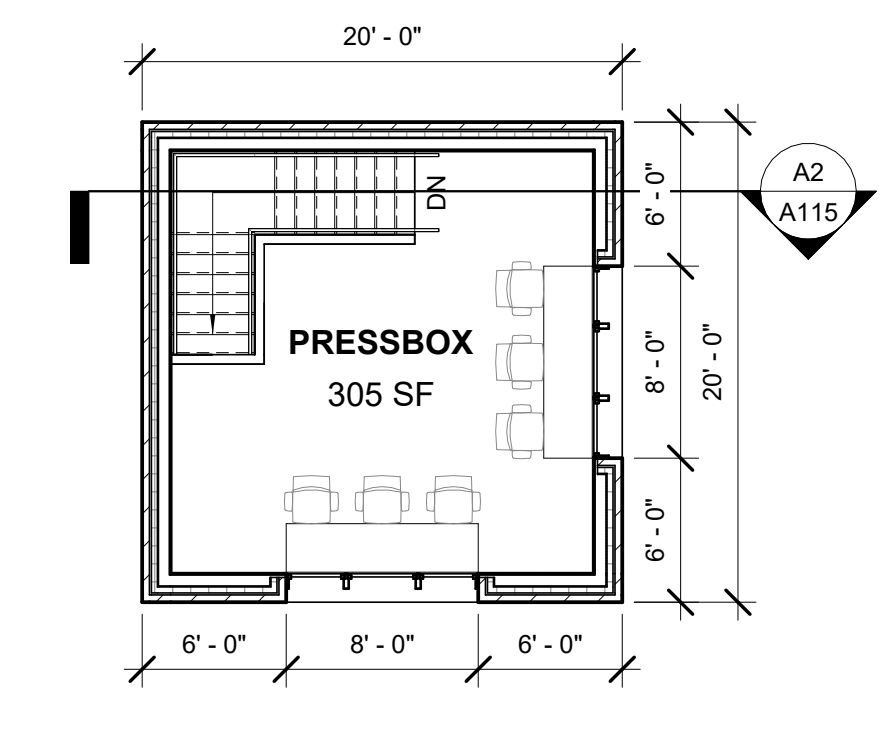
C4 VISITOR RESTROOMS OPTION 2
A115 1/8" = 1'-0"



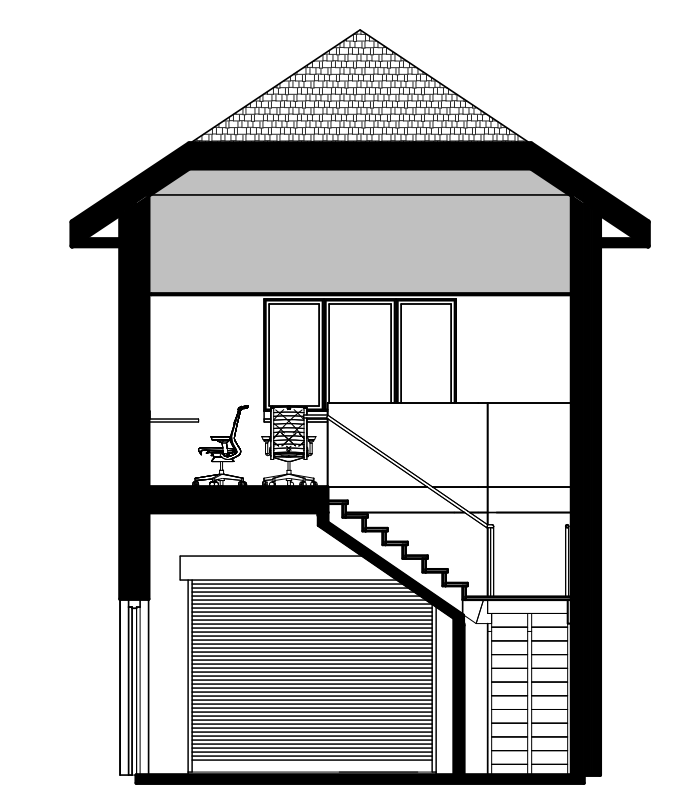
A7 MAIN LEVEL - ALTERNATE 1
A115 1/8" = 1'-0"



A5 PRESSBOX GROUND FLOOR
A115 1/8" = 1'-0"



A3 PRESSBOX UPPER FLOOR
A115 1/8" = 1'-0"



A2 PRESSBOX SECTION
A115 1/8" = 1'-0"

Autodesk Docs://Fountain Inn High School Addition/Fountain Inn HS Addition.rvt
7/18/2023 3:46:31 PM

CRAIG GAULDEN DAVIS

• Architecture

19 Washington Park
Greenville, SC 29601
Phone 864.242.0761
Fax 864.501.9945
Email cgd@cgaarch.com

COPYRIGHT © 2023 CRAIG GAULDEN & DAVIS, INC.
ALL RIGHTS RESERVED

THIS COPYRIGHTED DOCUMENT AND ALL INFORMATION CONTAINED HEREIN IS AN INSTRUMENT OF SERVICE AND SHALL NOT BE REPRODUCED, ALTERED, OR REUSED IN PART OR IN WHOLE WITHOUT PRIOR WRITTEN PERMISSION FROM THE ARCHITECT. THIS DRAWING IS THE EXCLUSIVE PROPERTY OF THE ARCHITECT AND MUST BE RETURNED UPON REQUEST.

CONSULTANT

GREENVILLE COUNTY SCHOOLS

FOUNTAIN INN HIGH SCHOOL ADDITION

600 QUILLEN AVENUE
FOUNTAIN INN, SC

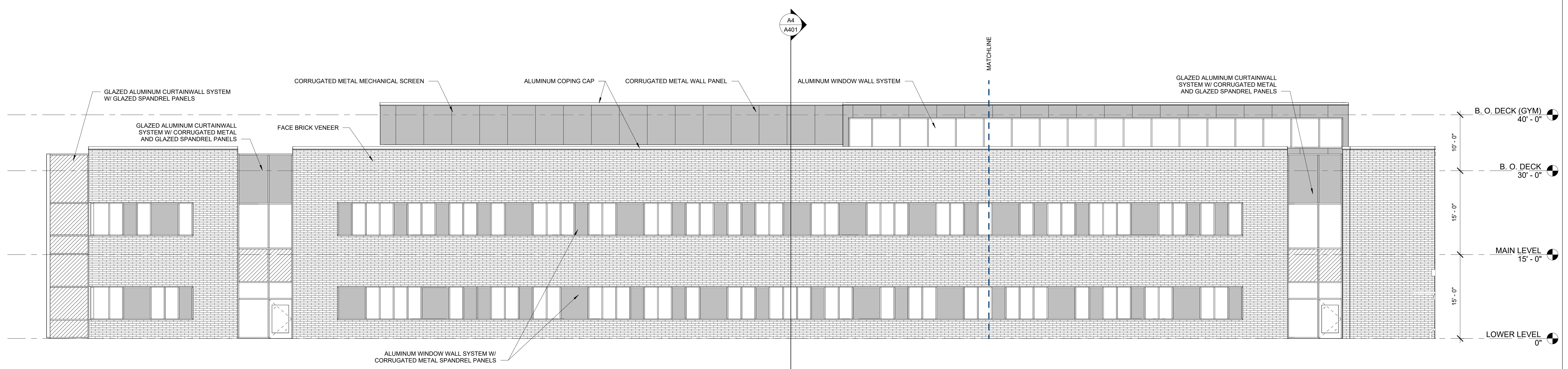
DATE	MARK	DESCRIPTION

FOR REVIEW
NOT FOR CONSTRUCTION

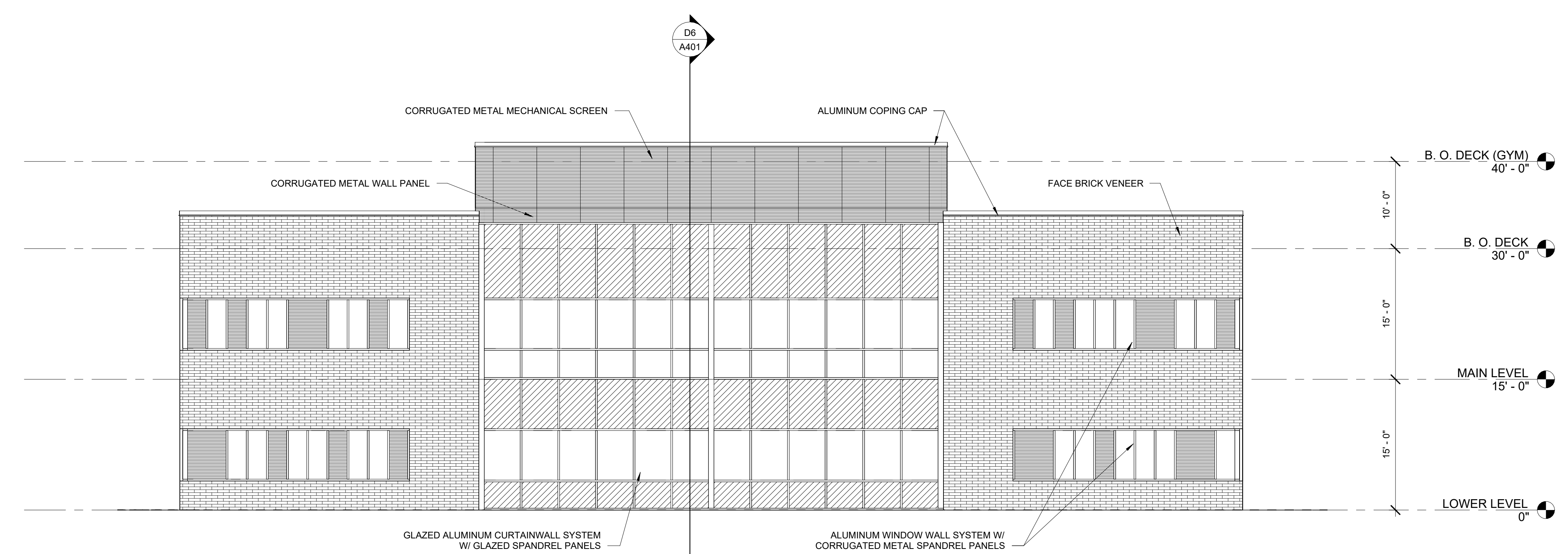
ISSUE:	SCHEMATIC DESIGN
DATE:	07/18/2023
PROJECT NO.:	22060
DRAWN BY:	SDC
CHECKED BY:	CAG

EXTERIOR ELEVATIONS

A301



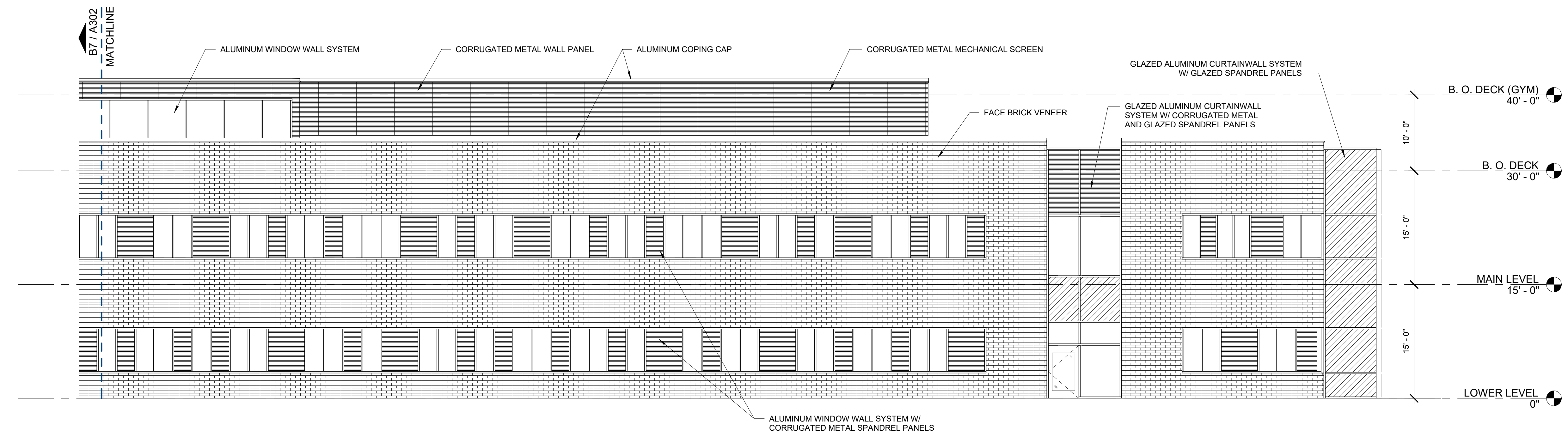
C7 NORTH ELEVATION
A301 1/8" = 1'-0"



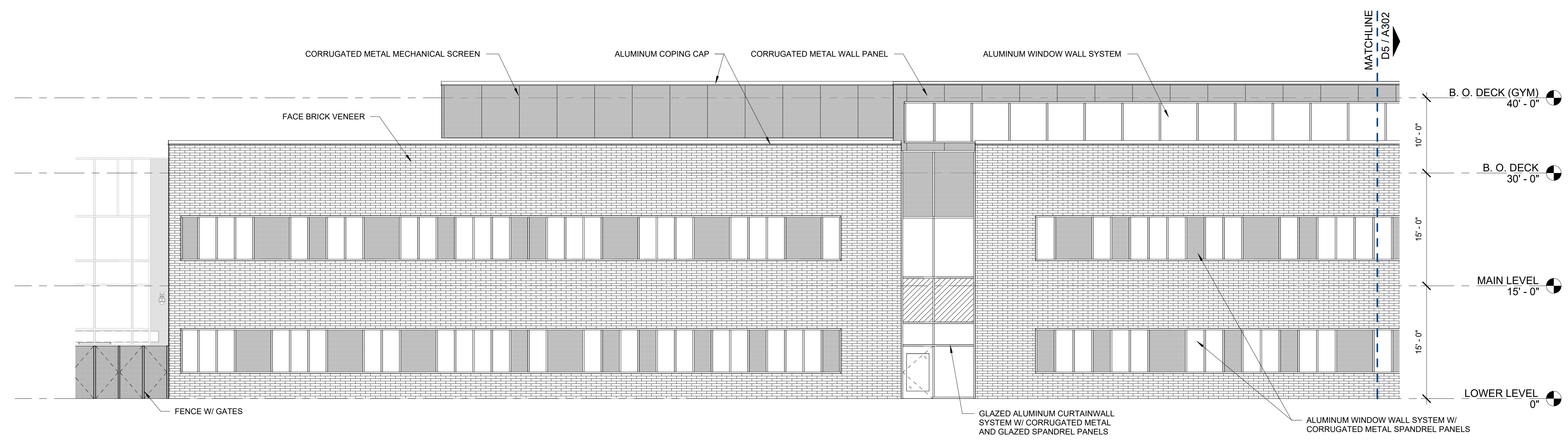
A7 EAST ELEVATION
A301 1/8" = 1'-0"

7 6 5 4 3 2 1

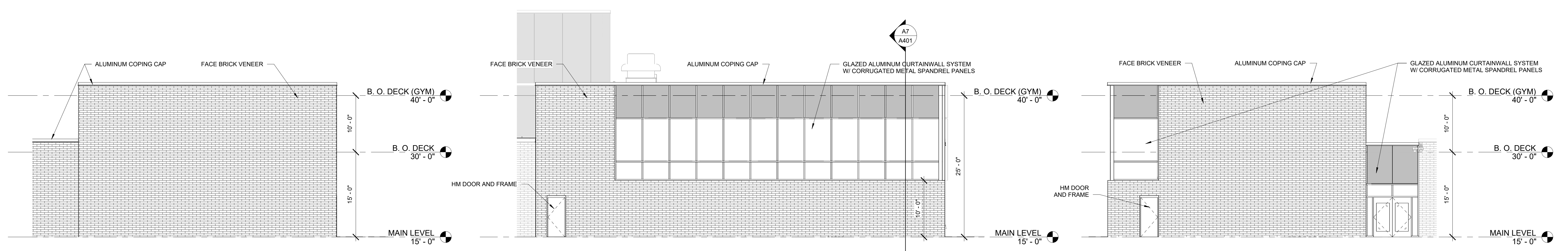
Autodesk Docs://Fountain Inn High School Addition/Fountain Inn HS Addition.rvt
7/18/2023 3:46:37 PM



D5 SOUTH ELEVATION - AREA B
1/8" = 1'-0"



B7 SOUTH ELEVATION - AREA A
1/8" = 1'-0"



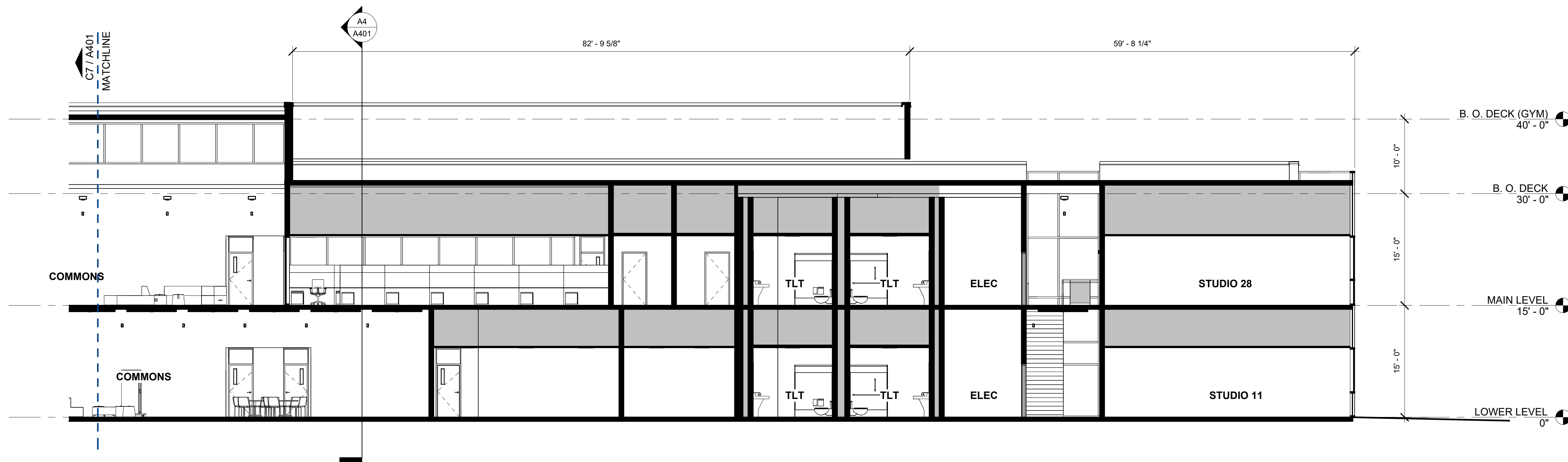
A7 ALTERNATE 1 EAST ELEVATION
1/8" = 1'-0"

A5 ALTERNATE 1 NORTH ELEVATION
1/8" = 1'-0"

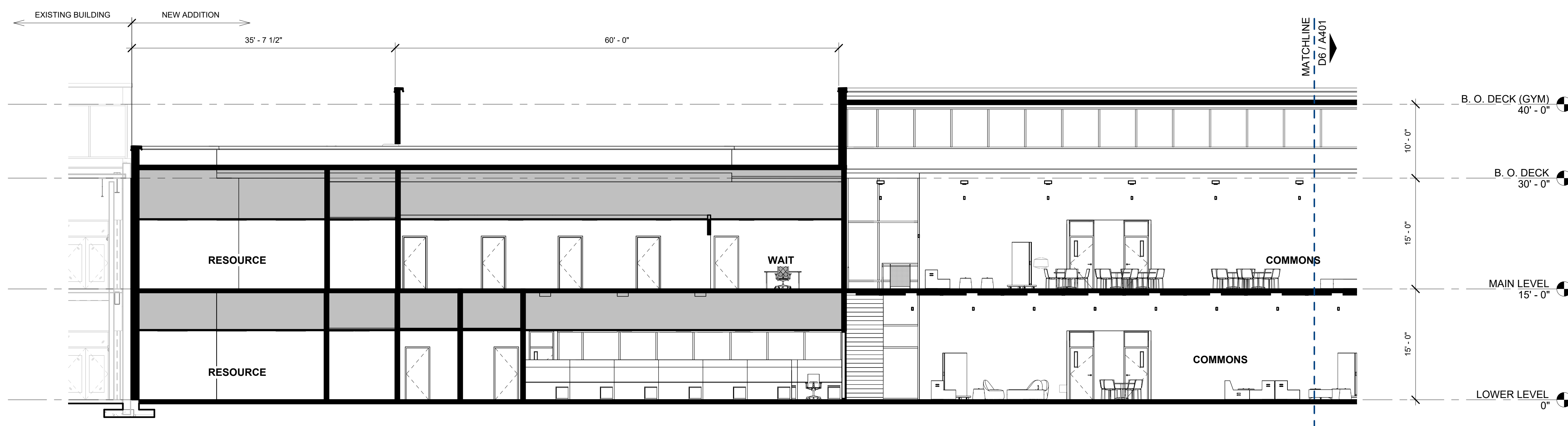
A3 ALTERNATE 1 WEST ELEVATION
1/8" = 1'-0"

7 6 5 4 3 2 1

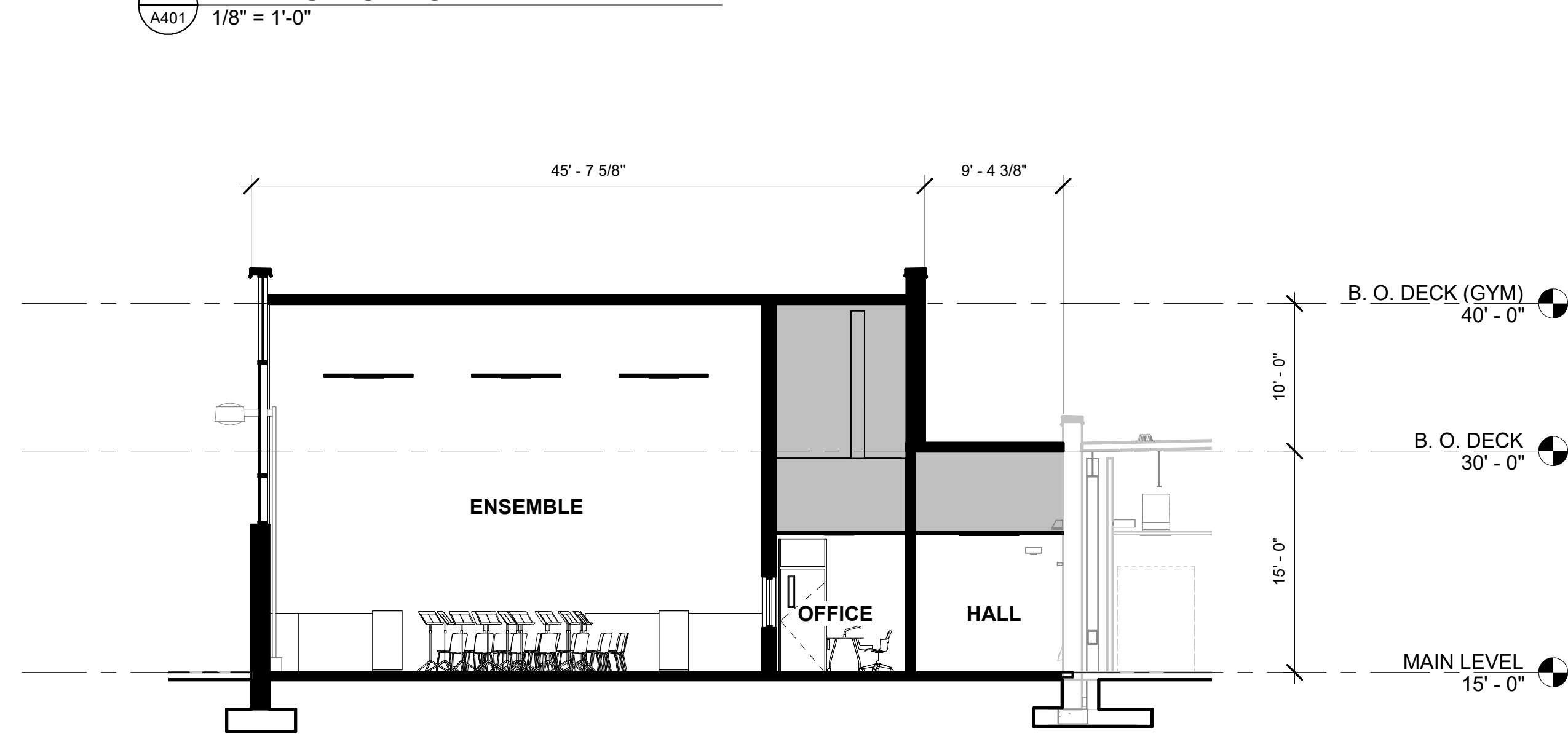
Autodesk Docs://Fountain Inn High School Addition/Fountain Inn HS Addition.rvt 7/18/2023 3:46:47 PM



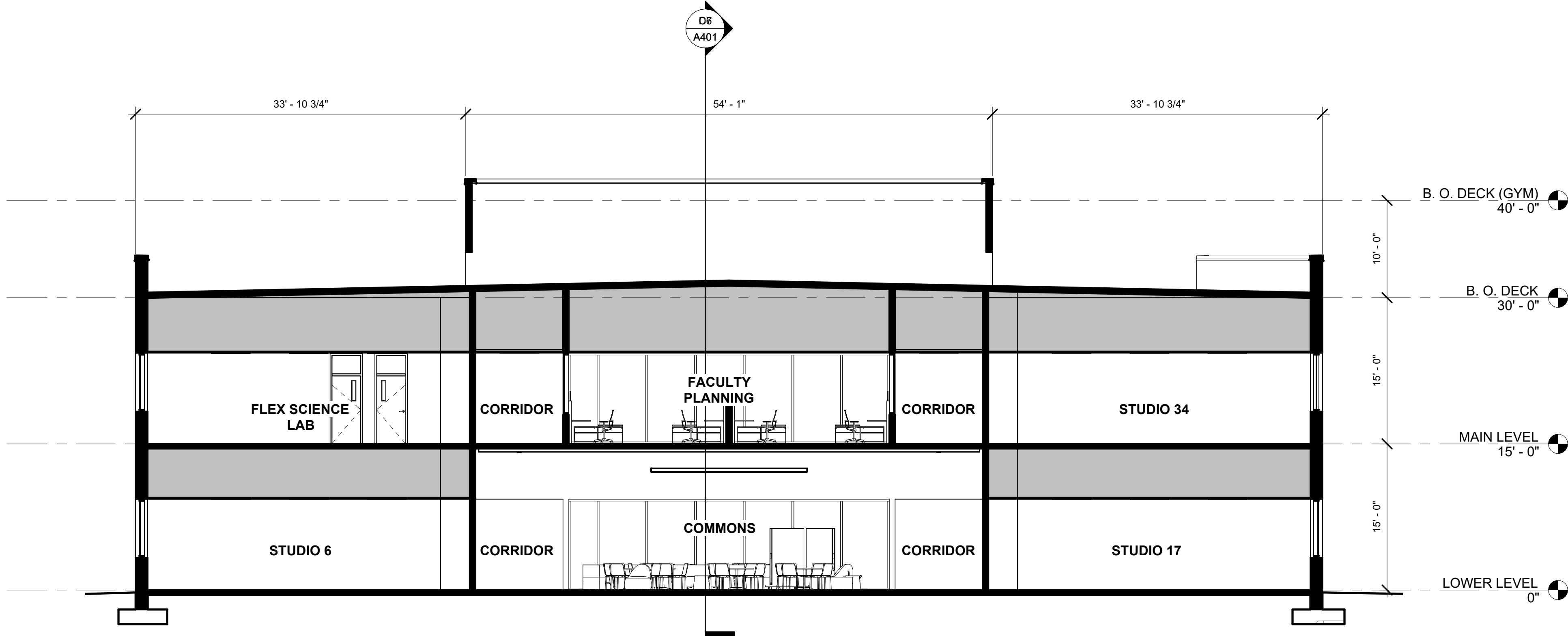
E-W SECTION - AREA B
 1/8" = 1'-0"



E-W SECTION - AREA A
 1/8" = 1'-0"



N-S SECTION ALTERNATE 1
 1/8" = 1'-0"



N-S SECTION
 1/8" = 1'-0"

CRAIG GAULDEN DAVIS

Architecture

19 Washington Park
 Greenville, SC 29601
 Phone 864.242.0761
 Fax 864.501.9945
 Email cgd@gdarch.com

COPYRIGHT © 2023 CRAIG GAULDEN & DAVIS, INC.
 ALL RIGHTS RESERVED

THIS COPYRIGHTED DOCUMENT AND ALL INFORMATION CONTAINED HEREIN IS AN INSTRUMENT OF SERVICE AND SHALL NOT BE REPRODUCED, ALTERED, OR REUSED IN PART OR IN WHOLE WITHOUT PRIOR WRITTEN PERMISSION FROM THE ARCHITECT. THIS DRAWING IS THE EXCLUSIVE PROPERTY OF THE ARCHITECT AND MUST BE RETURNED UPON REQUEST.

CONSULTANT

GREENVILLE COUNTY SCHOOLS

FOUNTAIN INN HIGH SCHOOL ADDITION

600 QUILLEN AVENUE
 FOUNTAIN INN, SC

DATE	MARK	DESCRIPTION

FOR REVIEW
 NOT FOR CONSTRUCTION

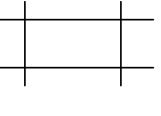
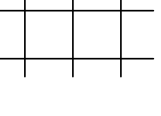

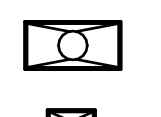
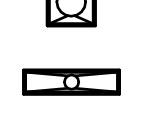
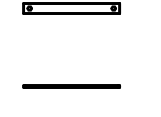
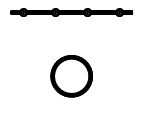
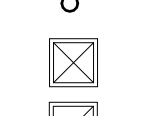
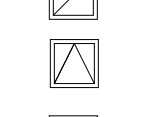
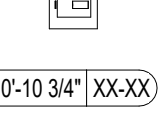







ISSUE:	SCHEMATIC DESIGN
DATE:	07/18/2023
PROJECT NO.:	22060
DRAWN BY:	SDC
CHECKED BY:	CAG

BUILDING SECTIONS

A401

Autodesk Docs://Fountain Inn High School Addition/Fountain Inn HS Addition.rvt
 7/18/2023 3:47:02 PM

REFLECTED CEILING PLAN LEGEND

	ACP-1: 2'x4' SUSPENDED ACOUSTICAL PANEL CEILING SYSTEM
	ACP-2: 2'x2' SUSPENDED ACOUSTICAL PANEL CEILING SYSTEM
	SUSPENDED GYPSUM BOARD CEILING
	PROJECTION SCREEN
	2 x 4 LIGHT FIXTURE
	2 x 2 LIGHT FIXTURE
	1 x 4 LIGHT FIXTURE
	LINEAR PENDANT LIGHT FIXTURE
	STRIP LIGHT FIXTURE
	TRACK LIGHT FIXTURE(S)
	PENDANT LIGHT FIXTURE
	DOWN LIGHT
	SUPPLY AIR DIFFUSER
	RETURN AIR DIFFUSER
	CEILING ACCESS PANEL
	OVERHEAD PROJECTOR (NIC)
	CEILING ELEVATION ABOVE FINISHED FLOOR MATERIAL



A6 LOWER LEVEL RCP
A801 1" = 30'-0"

CRAIG GAULDEN DAVIS

• Architecture

19 Washington Park
Greenville, SC 29601
Phone 864-242-0761
Fax 864-501-9945
Email cgd@gdarch.com

COPYRIGHT © 2023 CRAIG GAULDEN & DAVIS, INC.
ALL RIGHTS RESERVED

THIS COPYRIGHTED DOCUMENT AND ALL INFORMATION CONTAINED HEREIN IS AN INSTRUMENT OF SERVICE AND SHALL NOT BE REPRODUCED, ALTERED, OR REUSED IN PART OR IN WHOLE WITHOUT PRIOR WRITTEN PERMISSION FROM THE ARCHITECT. THIS DRAWING IS THE EXCLUSIVE PROPERTY OF THE ARCHITECT AND MUST BE RETURNED UPON REQUEST.

CONSULTANT

GREENVILLE COUNTY SCHOOLS

FOUNTAIN INN HIGH SCHOOL ADDITION

600 QUILLEN AVENUE
FOUNTAIN INN, SC

DATE	MARK	DESCRIPTION
FOR REVIEW		
NOT FOR CONSTRUCTION		

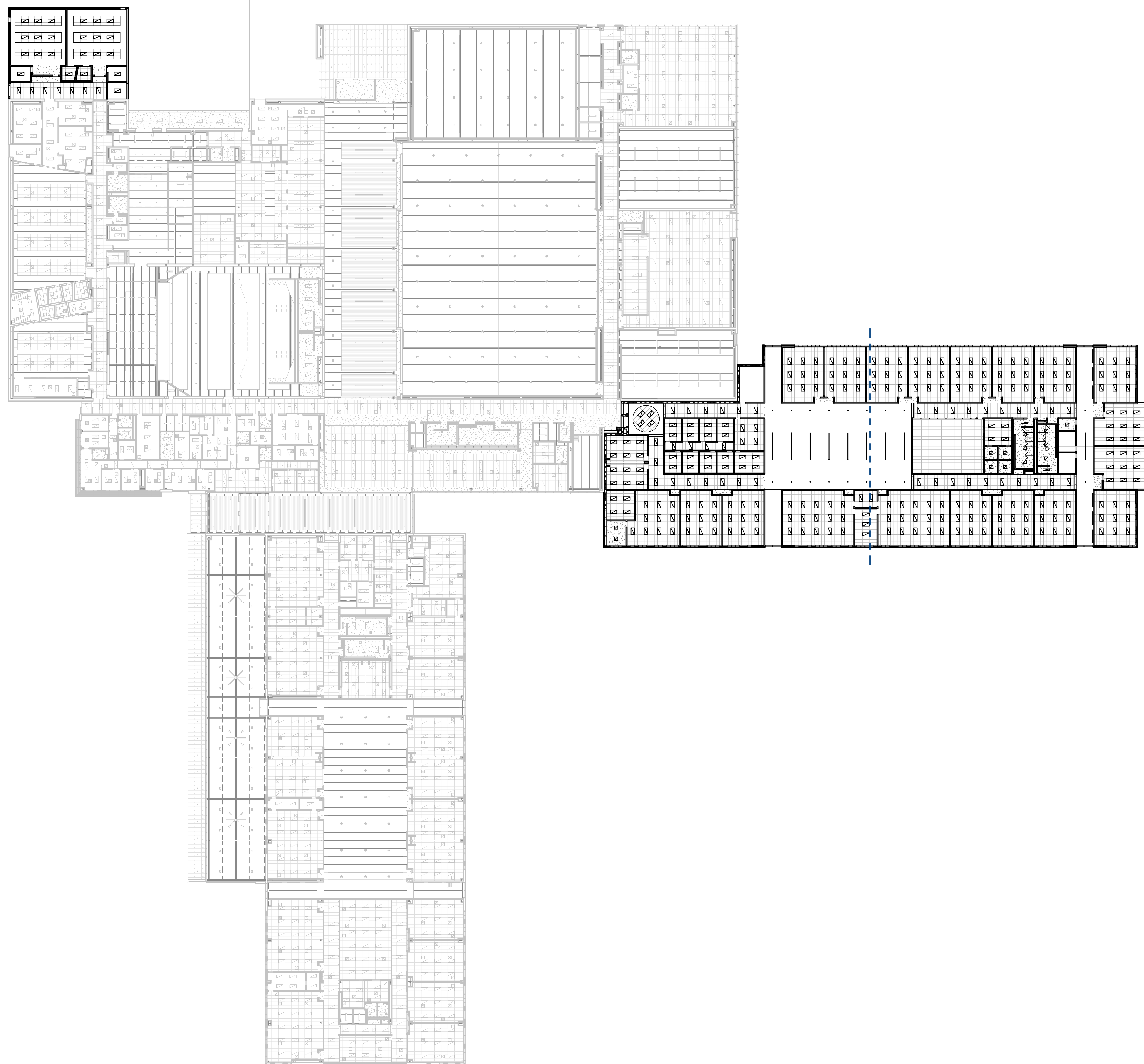
ISSUE:	SCHMATIC DESIGN
DATE:	07/18/2023
PROJECT NO.:	22060
DRAWN BY:	SDC
CHECKED BY:	CAG

OVERALL LOWER LEVEL REFLECTED CEILING PLAN

A801

REFLECTED CEILING PLAN LEGEND

	ACP-1: 2'x4' SUSPENDED ACOUSTICAL PANEL CEILING SYSTEM
	ACP-2: 2'x2' SUSPENDED ACOUSTICAL PANEL CEILING SYSTEM
	SUSPENDED GYPSUM BOARD CEILING
	PROJECTION SCREEN
	2 x 4 LIGHT FIXTURE
	2 x 2 LIGHT FIXTURE
	1 x 4 LIGHT FIXTURE
	LINEAR PENDANT LIGHT FIXTURE
	STRIP LIGHT FIXTURE
	TRACK LIGHT FIXTURE(S)
	PENDANT LIGHT FIXTURE
	DOWN LIGHT
	SUPPLY AIR DIFFUSER
	RETURN AIR DIFFUSER
	CEILING ACCESS PANEL
	OVERHEAD PROJECTOR (NIC)
	CEILING ELEVATION ABOVE FINISHED FLOOR / MATERIAL



A7 MAIN LEVEL RCP
A802 1" = 30'-0"

CRAIG GAULDEN DAVIS

• Architecture

19 Washington Park
Greenville, SC 29601
Phone 864.242.0761
Fax 864.501.9945
E-mail cgd@cgdarch.com

COPYRIGHT © 2023 CRAIG GAULDEN & DAVIS, INC.
ALL RIGHTS RESERVED

THIS COPYRIGHTED DOCUMENT AND ALL INFORMATION CONTAINED HEREIN IS AN INSTRUMENT OF SERVICE AND SHALL NOT BE REPRODUCED, ALTERED, OR REUSED IN PART OR IN WHOLE WITHOUT PRIOR WRITTEN PERMISSION FROM THE ARCHITECT. THIS DRAWING IS THE EXCLUSIVE PROPERTY OF THE ARCHITECT AND MUST BE RETURNED UPON REQUEST.

CONSULTANT

GREENVILLE COUNTY SCHOOLS

FOUNTAIN INN HIGH SCHOOL ADDITION

600 QUILLEN AVENUE
FOUNTAIN INN, SC

DATE	MARK	DESCRIPTION
FOR REVIEW		
NOT FOR CONSTRUCTION		

FOR REVIEW
NOT FOR CONSTRUCTION

ISSUE:	SCHEMATIC DESIGN
DATE:	07/18/2023
PROJECT NO.:	22060
DRAWN BY:	SDC
CHECKED BY:	CAG

OVERALL MAIN LEVEL REFLECTED CEILING PLAN

A802